



**First Class Mail**

# TC Motoring Guild MIDGET CHASSIS

Published by the TC Motoring Guild, Inc.

**March 2008**

photo by Bob McKarney



Can you come up with a good caption for this photo of Leo and Marth Pedersen? Here are a couple submissions we have already.

"Listen, Amelia, I've been here for 45 years and I don't know what island this is either. But listening to that seashell isn't going to help you."  
- Stan Belland

"Ask them if they can send a flat bed that can take a 'Sopwith Camel.'"  
- Leo Pedersen

"But I can't reach #1 for English because my brain is in the way"  
- David Edgar

"Doc, I have this ringing in my ear that comes and goes. What could it be?"  
- Anonymous

"It's Clarence. He says he found the goggles but his hat is still missing."  
- Jim Crandall

"I can't hear you, I've got a finger in my ear."  
- Leo Pedersen

## **What's Inside**

February Meeting & Events . . . . .	3
DeFinchy Tour . . . . .	5
TC Originality - Starter Caps by Doug Pelton . . . . .	6
New Members . . . . .	7
Memorable Rides: Seventh in a Series by Stan Belland . . .	8
January Meeting Minutes and Program Photos . . . . .	12

## C&S Classic Battery Co

Batteries, Chargers, Electrical & Parts

OPTIMA  
BATTERY




15700 S. Broadway  
Gardena, Calif. 90248  
818-708-2033 - 310-217-9060

email: simon90248@yahoo.com

**Ron Simon**

**"Optima Introductory Special"**  
Battery for TC #75/35 Red Top \$146.00



## The MIDGET CHASSIS March 2008

Published in Southern California by the TC Motor-ing Guild, PO Box Number 3452, Van Nuys, California 91407.

The Classic Chassis is published semi-annually and The Midget Chassis fills in on the remaining months.

All contributions: articles, letters, advertisements, and captioned photos for the next issue should be sent to:

**The Classic Chassis**  
c/o David Edgar,  
1454 Chase Terrace  
El Cajon, CA 92020

email: djedgar@pacbell.net

## TCMG Executive Council for 2008

President. . . . Dave Coleman  
Vice President . . Ron Simon  
Secretary . . . . David Edgar  
Treasurer and Membership . . . . Joyce Edgar  
Ex Officio . . . Steve Simmons  
Events. . . . . Gene Olson  
Programs . . . . Stan Belland  
Webmaster . . . . Jim Crandall  
Raffle Chair . . Tony Henkels  
Regalia Chair . . Bob Wilmer

## TCMG February Meeting

**Tuesday Feb. 26th at 8:00 PM**

**Guest speaker, Joyce Edgar - Looking Back on 30 years in Law Enforcement.**

**and**

**David Edgar will demonstrate possible LED technology for our TC headlamps (please bring your sunglasses).**



**Notice** - Raffle prize at the next meeting will be paid up dues for 2009 (or 2008 if you have not renewed yet for this year). **WHAT A DEAL.** Be sure to come to the February 26 meeting so you have a chance. Odds of winning are MUCH, MUCH better than taking a chance at the state lottery.

Citibank Community Room  
2350 Honolulu Ave. Montrose  
(Meeting room entrance is at the rear of the bank--downstairs.)

## Braking Your TC

Maybe everyone knows by now where to get their TC brake shoes re-lined. In case you do not, I have a brake shop here in Salt Lake that not only bonds a new lining of used shoes, they even build up the flat that forms on the rounded end of the shoe from wearing on the wheel cylinder pistons with weld and grind the weld to the original configuration.

Anyone who wishes to have me coordinate re-lining of their TC brake shoes may send me their worn shoes and I will see to it over about two weeks plus transportation time. # \$111.50 plus return by UPS per axle (two forward shoes and two rearward shoes). Personal check following return of the shoes will be fine.

## TCMG Searches for Snow - March 1

March 1, Saturday: TC Search for Snow. Angeles Crest Drive, Lunch at Newcomb Ranch. Save the date. Look for flyer in the mail or contact Gene Olson: olson\_g@msn.com or 805-522-8052

John Hermance  
1437 East 900 South  
Salt Lake City, UT 84105

801-583-5846  
johathan.hermance@atk.com

## TCMG April 9-11 Palm Springs Event

At the Holiday Party and January meeting there was overwhelming interest in another Palm Springs event and Follies. Mid week was preferred by most members so we are looking at April 9-11, Wed-Fri). Our Events Chair, Gene Olson, has never been to Palm Springs so REALLY needs assistance and help. Palm Mountain Resort has limited spaces, so we have to pick another hotel- suggestions? AAA lists a Best Western in the same area. Only 2 couples have called to confirm

interest in the Palm Springs Follies, so unless more people are interested in the Follies (\$44 each) we will need do something else. Tentative schedule: Drive out on Wed April 9, see Follies matinee at 1:30 Dinner at local restaurant. Thursday morning go to Air Museum, Lunch with Mike Goodman. Thurs eve home or stay the night?

Contact Gene Olson, with comments, suggestions or help.  
olson\_g@msn.com or 805-522-8052

## O'CONNOR CLASSIC AUTOS

Brian O'Connor

British Car Parts  
New Used  
Rebuilt



**1-888-346-3647**

1-888 FINE MGS  
1-408-727-0430  
FAX 1-408-727-3987

2569 SCOTT BOULEVARD  
SANTA CLARA, CA 95050

www.oconnorclassics.com  
email: mg@oconnorclassics.com



# TIRES

Lester, Firestone, Denman, Lucas.  
Custom Classic, Goodyear, Dunlop & more.  
**We can save you money!**  
**FREE CATALOG**



2850 Temple Ave., Long Beach, CA 90806  
Fax 562-595-0381 • **800-952-4333**  
[www.lucasclassictires.com](http://www.lucasclassictires.com)



# Choose Moss

[www.mossmotors.com](http://www.mossmotors.com)



**FREE CATALOGS!**



- Interactive Illustrations
- Tech Tips
- Original Specifications
- Online British Motoring Magazine
- Secure Online Ordering



Call or visit us Online

**800-667-7872**

**[www.mossmotors.com](http://www.mossmotors.com)**

INTERNATIONAL: 805-681-3400



## Excerpted from a Moss Motors Online Forum

Overheating may be caused by improper point gap, incorrect timing, a bad radiator cap, sludge in the cooling system, dragging brakes, loose fan belt, defective thermostat (or no thermostat), or no water in the system. Check these first if you have an overheating problem.

## DeFinchy Tour Report

Thirteen souls gathered at Morgan West to admire TWO (2) TC's. Jon and Betsy Lutz, and Dave Mathison and friend Allan. Linda Simmons drove an MGB GT, which was immediately accepted as a classic since she brought coffee cakes and cookies. After much discussion of oil leaks, and rich mixtures the sleuths set out to solve the Finchy Ode. Clues were hidden in road signs, tachometers, and bushes. Beautiful views were found, and odd trinkets. 1167 Old Topanga is the only place in Los Angeles offering alligator repair. It was easy to follow Dave Mathison in his red TC "Exxon Special" as the cloud of unburned petrol could be smelled 2 miles behind. After twisty roads and steep descents we arrived at Duke's Malibu for a hearty lunch. This years Lame Duck winners were Colemans and Wilmers who combined to solve the 2008 Finchy Ode:

Lame Duck Steve  
Presidential striver  
Best remembered as  
Linda's driver

*Thank you Gene for  
planning a wonderful tour  
and sending us this report.*



Register Early for.....

**GoF West 2008**

**Monterey Bay, California**

**July 6-10**

### Hotel Information

(Make your own reservations)  
Hyatt Regency Hotel Monterey  
1 Old Golf Course Road  
Monterey, CA 93940  
Phone: 1-831-372-1234  
Standard room: \$159.00



### Event Registration Fee:

\$45 US before April 1, 2008; \$55 US after April 1, 2008;  
In-Spirit: \$25

Send the following info plus check to:

Mike Campbell  
3570 Willow Street  
Bonita, CA 91902

Name \_\_\_\_\_

Address \_\_\_\_\_

Phone \_\_\_\_\_ eMail \_\_\_\_\_

MG year, model, license and color \_\_\_\_\_

Club Affiliation \_\_\_\_\_



## TC Originality - Starter Caps

by Doug Pelton

During the rebuild and installation of my starter. I discovered the possibility that there may have been a cover missing on the forward end of the armature shaft. However, I was perplexed by the fact that there are no indications of such cover in the Lucas equipment for the TC. Yet I have received reports

that the TC, in fact had a starter cap. Additionally, the Moss catalog showed a starter cap for the TD and TF, but not the TC.

According to Jerry Felper, who restores starters, and confirmed by Tom Metcalf, TC restorer, the end cap on a TC starter was similar to a thimble with two tabs. It was held in place using the two bottom screws of the starter switch (originally slotted hex head 4BA). They went through the end tabs and secured the cap with the starter switch. Originally the cap served as a dust cap for the front shaft and bearing. The end caps today are rarely seen and have been lost through the years and have now almost become a lost part of the TC heritage.



Jim Sullivan, TC 7515 EXU, recently conveyed his story to me of "the missing starter cap." While on a trip to a GOF, he stopped for refuel and upon re-starting his car heard a distinctive tinkle as he pulled the starter cable. Not thinking much about it he continued on his way. At a subsequent stop he had problems starting his car and upon investigation, found his starter switch was ajar and the starter cap was missing. What apparently happened was that the screws holding the starter switch and (now as we know), the starter cap, had been previously over tightened and the screws were stripped out. This is a common problem with the starter in that the forward end plate is made of a "pot metal" that cannot stand any excess torque. Even one of my starters has been stripped out and I need to use oversized screws. The overall point is, that after all this time we now know why Jim lost his end cap. However, this also reminds us to be very careful when we replace a starter switch.



My thanks to the above individuals for conveying their experiences. As always, I would welcome comment at: [dougpelton@cox.net](mailto:dougpelton@cox.net)

*Ed. Note - Doug is currently restoring two TC EXUs and is doing a magnificent job of researching out various points of originality. After joining the TCMG, he traveled from Arizona to LA to take detailed notes from Joe Douglass' EXU. Joe's TC is pretty pure as far as originality goes, even down to the original paint.*

## New TCMG Members



**Joel & Tashimi Shapiro**

P.O. Box 132

Hollywood, CA 90078

phone: 323-664-2873

Email: (none listed)

1949 TC 10119 EXU XPAG 10791 Black / Tan

Welcome to the TC  
Motoring Guild

**Richard & Sandra Loe**


4828 Del Monte Road

La Canada Flintridge, CA 91011

phone: 818-790-2332

[fordydelux@yahoo.com](mailto:fordydelux@yahoo.com)

1948 TC 5970 XPAG 6269 Red / Tan



## 2008 Dues are Due

**Annual dues** remain at \$26 for local So. Calif members (living in Zips 90000 to 93300) and \$22 for all others (unless you want the special flyers on local meetings and events, in which case the fee is \$26.00).

**New Membership:** Dues plus a \$10 initiation fee. For more details, see our web page ([www.tcmotoringguild.org](http://www.tcmotoringguild.org)) or contact:

**Joyce Edgar, Treasurer/Membership Chair**

1454 Chase Terrace


El Cajon, CA 92020

Email: [djedgar@pacbell.net](mailto:djedgar@pacbell.net)

*Thank you to those that have already renewed. For those that have not, you should find a renewal slip attached to this Midget Chassis. Hope to hear from you soon. Deadline to renew is March 25 (our March meeting).*

*HOT TIP - Be sure to come to the February 26 General Meeting for a chance to win the raffle prize of paid up dues for a year. And if you are already paid up for 2008 then win a chance for us not to bug you about dues next year.*





*Long love affairs accumulate memories. Mine with cars has lasted now for about 60 years and a million miles. Small wonder then, that when I peer back along that road of memory, some short sections shine in my mind's eye.*

## My Memorable Rides

*Seventh in a series by Stan Belland*

### May, 1987 Shanghai

I was in China, teaching at a series of graduate schools, at the invitation of the People's Republic. I found out that being a guest did not mean that I would be guided around from school to school. I was invited to stay at the "visiting faculty" dorms, but I had to get there on my own.



Traveling around China alone on domestic airlines in 1987 was a daunting project, especially for anyone who didn't speak the language. And I didn't. None of the domestic terminals had any English signage and virtually no one in them spoke English.

When I left Beijing for Shanghai, I wrote down several useful words and got one of my students there to write the Chinese characters after each. My little list included Shanghai (which, as I now remember was three identical Chinese characters in a row) "Shanghai School of International Trade", "men's room", "exit", "boarding lounge" "taxi" and a few others.



I got through the Beijing domestic terminal fairly well and got to my plane by approaching people and pointing to the characters on my

list. Travel on Chinese internal airlines at that time was an unforgettable experience and a whole separate story in itself.

I landed at Shanghai at about 10:00 at night and got directions to the taxis. None of them looked like taxis to me – no sign on the roof, no meters, no yellow paint. In fact none had much paint at all. I found a driver willing to look at my list and pointed to the name of school. He just nodded and got in and I got into the back seat.

We got out of the airport and plunged into total darkness, unbroken by streetlights or any illumination but the headlights. About a mile from the airport, he turned left onto a dirt road. There followed about forty minutes of bouncing along in total darkness, past occasional shanty farm houses, dimly illuminated by lamps.



I had no idea where we were and the driver didn't say a word, but I knew this could not be the road to the school. We were out in the country amid farms without any signs of life, other than

occasional shacks. I reminded myself that this was where the expression, to "shanghai" was coined. It was clear that I was being kidnapped.

About the time my panic had risen to the point where I was about to jump out of the car and run for it, we pulled up in front of an iron fence with a gate and a sign that must have matched the characters on my list, although it was too dark to check. A few students were lounging around the gate and I got out and showed them the characters on my list. They nodded and started speaking Chinese to me, all at once.

They took my bag and started off with it. I told the driver to wait by tearing a Chinese bill in half, giving him half and pointing vigorously to the ground next to the cab.

A quick look at the dormitory room convinced me that I wasn't staying there that night and I returned to the cab. One of the students who spoke a little English helped me convey "Sheraton Hotel" to the driver, I gave him the other half of the bill and we were off again.

We got to the Sheraton Huating at about 1:00 AM. No hotel has ever looked better, but it was fully booked. I managed after a lot of pleading to get that legendary last room that hotels always keep in reserve.



There were a lot of adventures in Shanghai, but that taxi ride was the most memorable part of the trip.

*The following has gone around for a number of years. Bill Young found it again recently and thought it worth while sharing it. It is always fun to read.*

## ***A Treatise on the Importance of Smoke***

**by: Joseph Lucas, 1834 - 1902, British Industrialist  
Founder of The Joseph Lucas & Sons Company**

All electrical components and wiring harnesses depend on proper circuit functioning, which is the transmission of charged ions by retention of the visible spectral manifestation known as "smoke." Smoke is the thing that makes electrical circuits work. Don't be fooled by scientists and engineers talking about excited electrons and the like. Smoke is the key to all things electrical.

We know this to be true because every time one lets the smoke out of an electrical circuit, it stops working. This can be verified repeatedly through empirical testing. For example, if one places a large copper bar across the terminals of a battery, prodigious quantities of smoke are liberated and the battery shortly ceases to function. In addition, if one observes smoke escaping from an electrical component such as a Lucas voltage regulator, it will also be observed that the component no longer functions. The logic is elementary and inescapable! The function of the wiring harness is to conduct the smoke from one device to another. When the wiring harness springs a leak and lets all the smoke out of the system, nothing works right afterward.

Starter motors were considered unsuitable for British motorcycles for some time largely because they regularly released large quantities of smoke from the electrical system. It has been reported that Lucas electrical components are possibly more prone to electrical leakage than their Bosch, Japanese or American counterparts. Experts point out that this is because Lucas is British, and all things British leak. British engines leak oil, British shock absorbers, hydraulic forks, and disk brake systems leak fluid, British tires leak air and British Intelligence leaks national defense secrets. Therefore, it follows that British electrical systems must leak smoke. Once again, the logic is clear and inescapable.

Sometimes you may miss the component releasing the smoke that makes your electrical system function correctly, but if you sniff around you can often find the faulty component by the undeniable and telltale smoke smell. Sometimes this is a better indicator than standard electrical tests performed with a volt-ohm meter.

In conclusion, the basic concept of transmission of electrical energy in the form of smoke provides a clear and logical explanation of the mysteries of electrical components and why they fail.

## **Easy Oil Change Instructions**

- 1 Pull up to Jiffy Lube when the mileage reaches 3000 miles since the last oil change.
- 2 Drink a cup of coffee
- 3 Write a check fifteen minutes later and leave with a properly maintained vehicle.

Money spent: Oil Change: \$29.95 Coffee: \$2.00 **Total: \$31.95**

## **Oil Change Instructions for the Grease Monkeys**

- 1 Wait until Saturday, drive to auto parts store and buy a case of oil, filter, kitty litter, hand cleaner and a scented tree, write a check for \$50.00.
- 2 Stop by 7/11 and buy a case of beer, write a check for \$20, drive home.
- 3 Open a beer and drink it.
- 4 Jack car up. Spend 30 minutes looking for jack stands.
- 5 Find jack stands under kid's pedal car. In frustration, open another beer and drink it.
- 7 Place drain pan under engine.
- 8 Look for 9/16 box end wrench.
- 9 Give up and use crescent wrench.
- 10 Unscrew drain plug.
- 11 Drop drain plug in pan of hot oil: splash hot oil on you in process. Cuss.
- 12 Crawl out from under car to wipe hot oil off of face and arms. Throw kitty litter on spilled oil.
- 13 Have another beer while watching oil drain.
- 14 Spend 30 minutes looking for oil filter wrench.
- 15 Give up; crawl under car and hammer a screwdriver through oil filter and twist off.
- 16 Crawl out from under car with dripping oil filter splashing oil everywhere from holes.
- 17 Cleverly hide old oil filter among trash in trash can to avoid environmental penalties. Drink a beer.
- 18 Install new oil filter making sure to apply a thin coat of oil to gasket surface.
- 19 Dump first quart of fresh oil into engine.
- 20 Remember drain plug from step 11.
- 21 Hurry to find drain plug in drain pan.
- 22 Drink beer.
- 23 Discover that first quart of fresh oil is now on the floor. Throw kitty litter on oil spill.
- 24 Get drain plug back in with only a minor spill. Drink beer.
- 25 Crawl under car getting kitty litter into eyes. Wipe eyes with oily rag used to clean drain plug. Slip with stupid crescent wrench tightening drain plug and bang knuckles on frame removing any excess skin between knuckles and frame.
- 26 Begin cussing fit.
- 27 Throw stupid crescent wrench.
- 28 Cuss for additional 5 minutes because wrench hit bowling trophy.
- 29 Beer.
- 30 Clean up hands and bandage as required to stop blood flow.
- 31 Beer.
- 32 Dump in five fresh quarts of oil.
- 33 Beer.
- 34 Lower car from jack stands.
- 35 Move car back to apply more kitty litter to fresh oil spilled during any missed steps.
- 36 Beer.
- 37 Test drive car.
- 38 Get pulled over: arrested for driving under the influence.
- 39 Car gets impounded.
- 40 Call loving wife, make bail.
- 41 12 hours later, get car from impound yard.

Money spent:

Parts	\$50.00
DUI:	\$2,500.00
Impound fee:	\$75.00
Bail:	\$1,500.00
Beer:	\$20.00
<b>Total:</b>	<b>\$4,145.00</b>

**But you know the job was done right!**



## January Meeting Minutes & Program

**Speaker: Gorden Bundy**

*Photos by David Edgar*



*Dave Coleman looks pleased as he opens the first meeting this year as President.*

New president Dave Coleman opened the meeting at 8:06 with a welcome to the new year. We then welcomed new member Joel Shapiro who bought his TC a few months ago.

Minutes from November meeting were accepted as printed in the last Chassis and we then went on to the Treasure's report. We are looking good there. Joyce asked that the new board members meet at the break to approve the new proposed budget (which they did and approved). 44 members had renewed already and have 67 to go. Deadline for renewal is March meeting. Ad renewal notices will go out next.

Onto Old Business, we first wanted to honor our past refreshment leader and first lady Linda Simmons for spoiling us all year. She was not here though (probably baking at home). Thank you Linda. Suzie our new chair was recuperating from a trip so was not here, so Dave brought cookies and Ron brought coffee. Suzie needs volunteers, any gender, to sign-up for following months to provide refreshments. Lucy McCanne volunteered for February and Joyce in August but call Suzie if you can do so other months 714-898-2008. Discussion on amount to put in kitty resulted in a dollar was fine and it goes to cover mainly the October meeting dinner.

Everyone seemed to enjoy the Holiday Party in San Diego. Thanks to the Edgars for putting the party together, kuddos to Larry Einhorn for playing the auctioneer and yum-yum to Bob Davenport for helping out on Sunday. Suggestions for this year's party was discussed. Something in the LA area and avoid Hanukkah and VMG parties.

New Business started out with how to boost attendance at meetings. Strong programs which we have this year will help. Maybe having active members teaming up and inviting new and inactive members should be tried. Knowing the raffle might attract members, the Henkels asked for suggestions on raffle items. One idea would be to use paid up years membership dues as a prize and will be tried.

Tours and events this year will start with the Lame Duck Cup on Feb 16. Gene will use the DaFinchy Ode theme again, ending at Dukes. Gene looked for interest on a Palm Springs overnigher in April. Getting expensive out there. Interest in a mid week was shown to get costs down. Hopefully rains will bring out the wild flowers for a May tour. A trip to the Ludwick's new and improved Easy Railroad will happen in June. Cherry picking may be bumped again this year due to time conflicts.

Before we adjourned we recognized new member Richard Loe who arrive late. Wonderful to have new faces coming out.

Your humble TCMG Secretary, *David Edgar*

## January Minutes & Program (continued)




*The Bundys in their prize winning Chris Craft*



*Gorden jumping into his pride & joy.*



*And the one that got away was this big.*



*Gorden trying to think if he can get away with another wild tale.*

*Gorden really was interesting to listen to as he explained a little history of Chris Craft and the restoration he had done. Thank you Gorden*

**Notice** - Raffle prize at the next meeting will be paid up dues for 2009 (or 2008 if you have not renewed yet for this year). **WHAT A DEAL.** Be sure to come to the February 26 meeting so you have a chance. Odds of winning are MUCH, MUCH better than taking a chance at the state lottery.

We are in need of volunteers to bring refreshments to our general meetings. If you can help out on one of the months below, please contact David or Suzie Coleman

March	April	May
July	September	November

## Club Regalia

### 'TClincs'

Send for a free index of over 60 ways to keep your MG "TC" operating safely and reliably. Each "clinic" is 20 cents. Non-members pay 50 cents for the index. Index is also on our web page at:

[www.tcmotoringguild.org/tclinicindex.html](http://www.tcmotoringguild.org/tclinicindex.html)

### "MG Through the Ages"

MG in pictures, 18" x 24" poster .....\$1.75 members, \$2.75 non-members

**TCMG Club Badge** ..... \$25 if picked up, \$30 if mailed (members only)

**TCMG Club Pin** ..... \$3 if picked up, \$5 if mailed (members only)

### "MGTC Specifications"

What is and what isn't stock on the MG-TC? A "must" for restorers..... \$3.00 members, \$5.00 non-members

**TCMG Cloth Emblem** ..... \$4.75

### REGALIA CHAIR

Bob Wilmer, 421 17th Street, Santa Monica, California 90402 Ph. 310-394-5232

Prices beyond our control subject to change

U.S. postage is included in prices (international postage is extra)

*Please support all of our advertisers*



*Frank McLain*  
Servicing  
Rolls Royce • Bentley • Jaguar Motor Car Service  
Same Location Since 1964

15631 Ventura Blvd. 818 783-8570  
Encino, Calif. 91436 Fax 818 783-3502



**Henry's Paint & Body**

**ENRIQUE**

14410 Friar st. Van Nuys Ca, 91401 PHONE: 818.983.8092

## DRIVE THROUGH TIME... WITH PEACE OF MIND



J.C. Taylor Antique Auto Insurance has been insuring collector vehicles for nearly fifty years. We understand our customers, and the connection *you* have with your **TC**. It's your memory scrapbook, your time machine. It's your passion and *ours*.

We provide agreed value coverage, and fast friendly claims service on all of our policies. So all you have to do is *drive through time... with peace of mind.*

## J.C. Taylor

Antique Auto Insurance



[www.JCTaylor.com](http://www.JCTaylor.com)

1.888.ANTIQUE

## GET A QUOTE ONLINE TODAY.

You can insure your TC for surprisingly less than you think.

<http://www.jctaylor.com/Antique/antique.html>

or write:

J.C. Taylor Antique Automobile Insurance

320 South 69th Street

Upper Darby, Pennsylvania