



TC Motoring Guild MIDGET CHASSIS

Published by the TC Motoring Guild, Inc.

July 2013




Recent Guild member, Jim Ellis swaps TC tales with 55 year veteran, Joe Douglass.

What's Inside?

TCMG Executive Council.....	2
President's Message by Gorden Bundy.....	3
May Meeting Report by Lucy McCanne.....	4-6
More Members' Garages.....	8
Auxiliary Tail Lamps by John Youens.....	9
Santa Susana Tour Report by Jim Crandall.....	10-11
Tech Topics by Doug Pelton.....	12
Members On-The-Move: The Edgars in Alaska.....	14
Mini Conclave Report by Bill Traill.....	15
Upcoming TCMG Events.....	16
Register for GoF West 2013.....	17
Club Regalia and Items For Sale.....	18



LUCAS CLASSIC TIRES
Lester, Firestone, Denman, Lucas.
Custom Classic, Goodyear, Dunlop & more.
We can save you money!
FREE CATALOG
Lucas CLASSIC TIRES
2850 Temple Ave., Long Beach, CA 90806
Fax 562-595-0381 • **800-952-4333**



The MIDGET CHASSIS July 2013

Published in
Southern California by the
TC Motoring Guild
PO Box Number 3452
Van Nuys, CA 91407

The Classic Chassis is published semi-annually and The Midget Chassis fills in on the remaining months. All contributions: articles, letters, advertisements, and captioned photos for the next issue should be sent to:

The Classic Chassis
c/o David Edgar,
1454 Chase Terrace
El Cajon, CA 92020
email: djedgar@pacbell.net

Please Note: We try to make the technical information in this newsletter as useful and reliable as possible. However, our purpose is to provide classic car owners with general guidance and useful tips only. To the extent permitted by law, we accept no responsibility (including loss, damage or injury) for your use of the advice in this publication.

818-788-3375 • 818-788-3377 • 323-872-1122
FAX 818-788-0516 E-MAIL: jkavan1497@aol.com
WEBSITE: www.kavanaghmotors.com

D. Kavanagh Motors, Inc.
COMPLETE AUTOMOTIVE CARE
13428 VENTURA BLVD.
SHERMAN OAKS, CALIF. 91423-3914

DECLAN KAVANAGH SINCE 1958



Whatcha Lookin At?
Graphic Design Services
for Print or Digital

- Printed Materials
- Website Design & Maintenance
- Memory DVDs & Books

805.927.0491 • Nancy McCarney • nancy@mccarney.com
McCarney.com • SeeCambria.com • CambriaArts.com


TCMG Executive Council 2013

President, Gorden Bundy	760-806-3849	gdbundy@aol.com
Vice Pres., Ron Simon	818-708-2033	simon90248@yahoo.com
Secretary, David & Lucy McCanne	323-463-9869	Darodoll@aol.com
Treas/Memb., David Edgar	619-593-8255	djedgar@pacbell.net
Director, Gene Olson	805-522-8052	olson_g@msn.com
Events/Web/Dir., Steve Simmons	(see directory)	mail@mgnuts.com
Ex Officio, David Mathison	310-351-9332	David.Mathison@lmu.edu
Programs, Ron Simon, David Edgar and Gordon Glass		
Editor, David Edgar	619-593-8255	djedgar@pacbell.net
Asst-Editor, Jim Crandall	310 457 3967	crandallonline@yahoo.com
Historian, Don McLish	818-352-3741	dmclish1@hotmail.com
Regalia, Linda Simmons	(see directory)	linda@mgnuts.com
Raffle Chair, George Kershaw	714-998-4636	gwkershaw@gmail.com
Sunshine Chair, Bobbie Simon	818-708-2033	simonbobbie@yahoo.com

ON THE COVER: TCers visit the Chatsworth Pioneer Church. Photo by Jim Crandall

President's Message

By Gorden Bundy



SCHOOL IS OUT AND SUMMER IS IN

Summer vacations are shorter each year, or so it seems. Yet there are more summer activities for the kids. At a freeway off ramp stop light on the fence across the street, I counted 5 banners advertizing various summer camps. They are usually one week affairs and cover the gamet of subjects. You name it-there is a camp for it.

Could this be an opportunity for The Guild? You know, the nagging concern about appealing to the young....How about an MGTC Camp? Each morning would start by saluting The Guild banner and pledging "Safety Fast" with right hand on a copy of "TCs Forever."


Next, time to wash the cars...yeh, just like school fundraiser car washes. Now, the kids would check engine oil level, coolant level, fuel level (using the traditional Mike Goodman dipstick) and tyre pressure. These strenuous activities would be followed by a drive in the TC to a place of the kids choosing. Donuts or ice cream sounds right. There could be a featured TC project of the day...like a wax job or feeding of the leather.

After a nutritious lunch of Bangers, Mash and Guinness for the chauffers and Fish and Chips for the campers it is time for a more comprehensive tour, perhaps to the local "Plunge." Do those still exist? How about an overnight campout...all this in TCs of course.

Now, the function of you parents and grandparents would be that of chauffer...you have had lots of practice at that and I am sure you are good at it. We would make it clear to the prospective campers that this is no "virtual experience," but the Real Deal. Whoops, the week is over and the kids are off to their next camp.

Ciao,
Gorden

OH BOY!
I WONDER IF
I'M GOING TO
SUMMER CAMP?



May Meeting Minutes.....

Text by Lucy McCanne

It was “bring your other car day” and TC enthusiasts drove their other cars for show at 7pm. About an hour was spent on admiring, information gathering, and sharing of the cars before the start of the meeting.

At 8:00pm the meeting was brought to order by President Gorden Bundy. David Edgar, Treasurer, who is on vacation with Joyce in Alaska, via email, requested the Treasury Report be printed and posted on the wall. The Treasury Report and Minutes of April 23rd meeting was accepted

We would like to thank Fran Thelander who brought the refreshments and to Ron Simon for coffee that was enjoyed by everyone.

The outstanding event of the month of May was the Santa Susana History Tour on May 25th, Saturday. Steve Simmons planned the multi-part driving tour of Santa Susana Mountains and a visit to Pioneer Church, Minnie Hill Palmer House and gardens and the Santa Susana Train Depot and Museum. Mel Appell stated the directions to the sites was easy to follow and the event was well planned. About 19 people enjoyed the tour and kudos to Steve Simmons for making this event a success.

Membership: Gorden is anticipating new membership from a Santa Barbara resident who recently purchased a TC from New England.

OLD BUSINESS:

GOF WEST 2013 CAREFREE, AZ: (OCT. 28 TO NOV. 1, 2013) George Kershaw reported about 80 registrations so far with some hotel rooms still available. There is very good and enthusiastic participation by the Guild. For those driving their TCs, Mimi Glass nominated Pete Thelander to plan the driving route. Pete suggested driving toward Palm Springs to Parker and an overnight stay at Blue Water Inn. He will provide more information in our website's newsletter.

SAN DIEGO DOUBLE DAY: (JUNE 14 TO JUNE 16, 2013) Gorden Bundy said 7 people made reservations and some members will be driving on Saturday for the Tour. Those planning to attend and have not made reservations, are encouraged to do so. It will be a fun weekend.

HENKELS PICNIC AND MEETING: 4th Tuesday of June. Gorden will be communicating with Tony and Cindy regarding this matter.

THE CONCLAVE: Steve Simmons will put information of the event in the next newsletter. The plan is to have it by the coast. By a lake would only be a backup option if the coastal locations don't work out.

RAFFLE: Prizes brought by George and Kevin Kershaw were: Meguiar polish kit donated by Gordon and Mimi Glass, orchid plant, last of the TC brochure, Old Speckled Hen, and valve caps to mention a few. These were enjoyed by the winners.



....and Program Report

Photos by Steve Simmons & Ron Simon



PROGRAM: “Bring Your Other Car Day.” TC participants shared some information regarding their cars.

1969 MGC GTS, red, is owned by Steve and Linda Simmons. It has interior leather seats and has been rebuilt to resemble the factory GTS specification. It has a standard shell and not one of the lightweights. The car was built in the UK and shipped to California by the previous owner.



1954 Jaguar, white, is owned by Joel Shapiro. As owner of many other classic cars, this is his favorite. He purchased the car when he got out of the navy. This car has 33,000 miles, has dual exhaust, wire wheels and original carpet. The dual exhaust was deleted in March of 1954. The previous owner had two Jaguars for sale, the other one was purchased by Tony Henkels, another TC club member.



1994 Ferrari, red, is owned by Mel and Toni Appell. Mel with the support of his wife Toni bought the car 6 months ago at Hollywood Sports Car on Hollywood Blvd. It is an original and has 41,000 miles. This is Mel's dream car come true. It is parked side-by-side with his beloved TC.



PT Cruiser, cool vanilla white with wood trim is Fran Thelander's car according to her husband Pete, who owns a couple of MGs. The PT cruiser is 5-speed manual. A comfortable car with 36,000 miles. It has an unusual border trim that is a tad bit bigger than most PT's cruisers.



1966 Volkswagen, blue, is owned by Joe Douglass. He has acquired 412,000 miles on this car and lately had repairs done to it. It is a good riding car and the downside is that Volkswagen car parts are getting scarce because of dune buggies.

2000 Miata roadster is owned by Gorden Bundy and is a fun riding car. It is stick shift and handles well driven at high speed.



1966 Cadillac Sedan de Ville, white, is owned by David and Lucy McCanne. This car has 60,000 miles and is an original. It has been in the McCanne family since it was new. (Too wide for this page. See Page 6)

Mini Cooper S, green, was bought by Gordon Glass for his wife Mimi. This car was ordered special with a Ralph Lauren carpeting and is a stick shift. The first Mini they owned was traded in for a white station wagon, and was, according to Mimi, the best car she ever owned. (No photo available)

It was interesting to see what the members owned and drove besides their MGTCs. The meeting adjourned at 10:00pm

Respectfully yours, *Lucy McCanne*

May Meeting Program (Continued)

Additional Photos by Steve Simmons & Ron Simon

BRING YOUR "OTHER" CAR DAY



This is the meeting that brings out those other rides that compete for garage space with our TCs. The ones that we have to drive while our TCs are being restored, repaired, rested, or otherwise pampered. After kicking tires in the parking lot for an hour, we went inside to pitch the attributes of that "other" car. How it is so much rarer, more agile, faster, more comfortable. But which one can take the place of the classic and historic, MG-TC? We all know the answer to that. (Asst. Ed.)



TCMG Meeting held at:
Citibank Community Room
2350 Honolulu Ave, Montrose
GPS coordinates:
N 34.206 W 118.229
Meeting room entrance is at the
rear of the bank – downstairs.

Save the Date!

**Tuesday,
June 25th**

**"Annual Henkels Picnic
& General Meeting"**

Meet at the Henkels'
Home at 7:00 pm.

726 N. Pasadena Ave,
Pasadena CA, 91103.

Bring your own picnic
supper, we will have
dessert and coffee.

FLYER FOLLOWS

Just like last year....



Enjoy preferred parking for TCs



Covet Tony's unrestored Jaguar XK120



Dine with all your TC Motoring Guild buddies.

More Members' Garages

Some time ago, Midget Chassis Editor, Dave Edgar asked "Where do you keep your TC?" Here are a couple more responses. Let's keep them coming! Asst. Ed.



This photo shows the state of TC4438. On the wall of the garage hangs a poster of a '49 TC that I had on the wall of my bedroom when I was a kid. I pinned it to my wall in the 8th grade (1974) and it remained the only poster in my room throughout high school and college. When I came home from college I took it down and lost track of what happened to it. A few years ago I was clearing out some old books and magazines and the folded up poster fell

out of one of the books. Even though it's faded, torn, and taped up, it now hangs in an heirloom quality frame. The TC disease runs deep for me...

*John Youens,
Magnolia, Texas*

My race configured '49 is stored in my garage which was built in 1905, just like the house it sits next to. Behind the other door is my '63 Morgan Drophead.

I always appreciate getting the Midget Chassis publication and always admire the good works those of you do who keep the club active and growing.

*Bill Cowan,
Purcellville, Virginia.*



Geoffrey Locquenutte & Nelson

Cartoon by ARR/TCMG member, Brian Sonner

Auxiliary Tail Lamps

by John Youens

One of the first modifications that I did to my MG TC was to install brighter and more visible rear lighting. My two requirements were easy removability and no drilling. I used reproduction '29 Ford Model A tail lamps since I like the style and high-quality reproduction units and stanchions are available through Sacramento Vintage Ford.


I wanted the lamps high enough to be visible to the typical 2 1/2 ton SUV-driving Houstonian. I also wanted the bracket assembly to be as inconspicuous as possible. Since I didn't want to drill any holes, it made sense to build a single bracket and utilize the two bolts which hold the gas tank straps. The bar itself is cold-rolled steel, 1.25" wide by .25" thick purchased from Lowe's. (Fig.1) The overall width of the main bracket is 38". In order to conceal the main bracket, I cut two 2" long pieces from the same bar, radiused the ends, and drilled holes to fit the gas tank bolts. This allows the horizontal main bracket to nest behind the gas tank just above the tank-to-body rubber. Welding these two bars to the main bracket required measuring many times, tack welding, trial fitting, and finally welding solidly. Luckily, I got it right the first time and didn't have to cheat by making oblong holes.

The Model A stanchions needed to be cut down in order to fit the lamps closer to the body and a bit lower for a better appearance. (Fig.2) The final length is approximately 2".

The ends of the horizontal main bracket were trimmed to fit the contour of the cut stanchions. After welding and finishing, the brackets were painted semi-gloss black. (Fig.3)

Wiring was spliced into the original wires running to the D-lamp, and routed between the tank and body to a connector. A matching connector was used on the light bar, and all of it was covered with a vintage-style wiring loom sourced from eBay. (Fig.4) I applied padding to the bar to protect the body paint. The light output is much brighter than stock (especially the all-important brake lamps.)

This modification, along with both mechanical and hydraulic brake light switches makes me feel much safer on the road. ●



The finished installation can be seen on the restored green TC at upper left, Page 8. Ed.

The Santa Susana Tour

May 25, 2013

Almost accurate captions by Jim Crandall

Photos by Steve Simmons & Jim Crandall



We begin our tour as usual.....with food!



After an abundant breakfast, tour leader, Steve Simmons briefs the drivers on the day's event.



First stop, the Chatsworth Pioneer Church from 1903, with six TCs, an MGB, a Miata roadster and, of course, a Russian Ural motorcycle complete with sidecar.



Next, we line up to visit the Chatsworth Historic Museum featuring the Minnie Palmer Homestead Acre, the last remaining homestead property in the SF Valley.



We are greeted by enthusiastic, well-informed docents in period costumes.



Joe Douglass connects with one of the younger guides.



After a route that takes us past RR tunnels in continuous use for over 80 years, we visit the meticulously restored Santa Susana Train Station and are met by volunteer historians.



Well-versed railroad docents in costumes of the period conduct tours of the perfectly preserved station house which also houses a room-sized railroad modelers' club.



And so, we leave the 1920s passengers.....



....and the busy trainmaster to their business.....while we conclude our tour as usual...with food!





DISTRIBUTOR CONDENSER SURPRISE

A few years ago there was a quality issue with replacement condensers. So I was pleased to have sourced a "lot" of NOS (new old stock) Lucas condensers. I always prefer NOS over replacement items, but they still have to be checked for serviceability. So I had this lot checked and to my surprise nearly all of them failed. Not good!

The condenser is made up of tiny thin layers of foil wrapped in a coil that has a greasy substance integral to the wrapping. On the end of the roll is a contact plate that bridges across the end roll of foil. What I conclude is that the condenser actually has a shelf life. With the passage of time and unknown storage conditions, this NOS item does not have the guaranteed quality of an original. In this case a new replacement is recommended. You may want to check your spares and get a spare. ●



All of these NOS condensers are bad.



Bad condenser dissected.

DISTRIBUTOR UPDATE: Improved Performance

If you have a stock distributor in your T-Series car, chances are that you will have difficulty timing it for peak performance at either idle or cruise RPM. This is due to today's fuel. The solution is to install a distributor that has been rebuilt and had the advance mechanism adjusted for timing at 10 degrees BTDC. This update ensures peak performance throughout the full advance spectrum to high RPM. Replacement distributors are now available on an exchange basis, ready to install. These originals are rebuilt to show quality and include new points, condenser, rotor cap and has even had the gap set for you. Remove, replace, time and you are done. ●

(Available exclusively by From The Frame Up.)



From The Frame Up, LLC

"Specializing in MG hard to find parts"



Doug Pelton
Proprietor

480-588-8185 (o)
602-690-4927 (c)
www.fromtheframeup.com

Next to the warehouse

is a garage full of British cars. And our co-workers often commute in theirs. We put these cars to work every day.

When new parts are developed, we test them. If a part is returned, we'll bolt it on, analyze it, and work with the manufacturer to make it right.

If we are not happy with a part being on our cars, we wouldn't think of selling it to you. And, just to make certain you are satisfied, we stand behind our parts with the longest warranty in the business.

Call us. We'd love to send you a free catalog.



800-667-7872

www.mossmotors.com

Members On-the-Move

by Joyce and Dave Edgar



THE EDGARS IN ALASKA

We are in Fairbanks and met with Gene & Brian Wescott. As we were heading to the meeting spot, we spotted the TC at the local KFC where they stopped for a bite before the car club meeting.



Gene is a member of the Northern Lights Antique Autos club. They had a run that had as many stops as a TCMG event. At the first stop one of the vehicles (a '50 Mercury) had a flat tire. One of their tenets is that no one is left behind. The owner was able to get a ride home to pickup his floor jack and rechargable drill. Once he returned, he had the tire changed quick as could be.

We ended up at a club member's gold mine and had some tours and opportunity to see what hard rock mining is all about. The roads were dirt or gravel, but club members took dust all in stride. ●



Editor's Note: Members are encouraged to keep in touch while they travel, with or without their TCs, especially if they visit other Guild members or encounter other owners of interesting vintage cars.

2013 Mini Conclave

Story and Photos by Bill Traill



Once again the Abingdon Rough Riders have had a successful event that has become known as "The Mini Conclave". The event has lately been in the vicinity of the Gold Country town of Placerville in early May. The venue follows the traditional TCMG/ARR Conclave format that has been so successful for the past 56 years. Attendees arrived from all directions individually or in groups, and met at the event organizers home of Brian, Jane and Cruz Sonner, for a pleasant afternoon tri-tip and pheasant BBQ. Most of the group lodged at the 1857 Cary House Hotel with the oldest elevator West of the Mississippi River...Most of us took the stairs.

Saturday saw us off on a 47 mile tour on some of the best TC roads California has to offer ending up at the Fitzpatrick Winery for a tasty lunch where our line-up took place. Returning to Placerville, we had a wonderful dinner at Bricks restaurant. Later, many of us joined the local residents in a small, but atmospheric, bar across from the Cary House. Sunday we had the good-bys 'til next year, departing at 9am for our homes.

An interesting fact is that half of the ARR members at our event support the TCMG as members! So here we are...Brian, Jane, and Cruz Sonner, Al & Linda Chalmers, Rick & Judy Storms, Joe & Pat Marcotte, Ed & Karen Pohle, Howard & Carolyn Shempp and me! The remaining folks will see their names in the ARR Review next month. ●



Upcoming TCMG Events

OUR JULY EVENT

Late July

We're not sure what Steve has planned for July, but if it's as good as the June event, it will be great! Watch the website for further details at: www.tcmotorguild.org/calendar

DISNEY EXHIBIT- TRAVELTOWN

August 18th



Larry Einhorn is hosting an event everyone will love – old machines and good food! Take a drive to Travel Town to see the “Walt Disney Express.” The exhibit is housed in Walt Disney’s original workshop barn and includes photography, animation sketches, cells and some of Walt Disney’s personal train-related artifacts. Also tour the many amazing antique trains in the park before departing on a tour to our host’s home for a Chicago hot dog lunch right from his genuine New York hot dog cart. This is an event the whole family will enjoy!



Resembles actual dogs being served!

TCMG/ARR CONCLAVE **Save the Date!** October 4-6

This year's annual Conclave will be in San Luis Obispo, CA. As usual, there will be a Saturday driving tour and other activities, all still in the planning stage. A special flyer will be sent when all the details are finalized. Updates on this and other TCMG events can also be found on our website at: www.tcmotorguild.org/calendar

16

Register now for GoF West 2013

The next gathering will be held at the
Carefree Resort & Conference Center
Oct 28 thru Nov 1

Plan to stay at the beautiful Carefree Resort, nestled within the foothills and boulders of the Sonoran Desert.
37220 Mule Train Road, Carefree, AZ



Registration:
\$50 before July 1
\$60 after July 1
Attend In Sprit \$25

Register online or download a registration form at: www.GoFWest.org

Events for the week will include car display, tech sessions, special ladies tech event, funkana, roadrunner rally, and finally arts and crafts to include photo, model, and dioramas competition. All will culminate with an awards banquet.

Resort reservations should be made directly with the resort, but be sure and use the link on the GoF West website or on the Registration Form to get the special GoF West rates.

Room Availability Update: Attendance for this event has surpassed our expectations. The original block of rooms reserved for GoF West was sold out and a 2nd block of special rate rooms was negotiated. These remaining additional rooms are limited and we are concerned that those that wait may not be able to secure a room at the Resort. Keep in mind that there are few off-site rooms available in the immediate area. So... get your room now!



TAKE YOUR MG TO GoF THE EASY WAY

This 2004, 16' Carson Car Hauler is set up to transport a TC or an MGB or any similar vehicle. It has electric brakes, excellent tires and has a built-in overhead storage shelf, perfect for your racing tires, spare parts or whatever. Four heavy duty tie-down straps included. Trailer has been in storage for over a year and needs some TLC. After detailing, it will be listed on Craigs List for \$4000, but if you want to clean it up yourself, you can pull it away today for only \$3500. Call Jim Crandall at: (310) 457-3967 or Email: crandallonline@yahoo.com



17

Club Regalia

'TClinics'

Over 60 ways to keep your MG "TC" operating safely and reliably. 'TClinics' are now available on-line at no cost at: <http://www.tcmotoringguild.org/regalia/>

TCMG Club Badge A \$25, \$30 if mailed (Members only)

TCMG Car Vintage Badge B.....\$30, \$35 if mailed (Members only)

TCMG Cloth Patch.....\$5, \$6.50 if mailed (Members only)

TCMG Club Lapel Pin.....\$3, \$5 if mailed (Members only)

MG TC Pin & MG Car Club Pin.....(Inquire)

"MGTC Specifications" ---What is and what isn't stock on the MG-TC?

A "must" for restorers..... \$3 members, \$5 non-members Postage \$2

MGTC Color Specs.....\$2 members, \$3 non-members, Postage \$2

REGALIA CHAIR

Linda Simmons, linda@mgnuts.com

Prices beyond our control subject to change.
U.S. postage included. (International postage is extra.)



Badge A



Badge B

For Sale! The Binford TC

1948 TC 6973 XPAG 7797 Pewter / Red

A lovely old girl that still gives a run for our money when we do get her out for a short jaunt. We would love to find a loving, driving home for her and hope you will share this news with interested parties. She was completely restored in 1980 by Glen Binford and friends (->) She has always been garaged and covered and comes complete with Whitworth tools, luggage rack, leather suitcase and antique picnic box (also leather) with implements.



For additional information or to strike up a conversation, call me at 360-652-0363 or email me at pamg4@wavecable.com.


Thank you, Pamela Binford-Grudin



J. C. TAYLOR ANTIQUE AUTO INSURANCE

J. C. Taylor has been protecting prized possessions since 1929. We know the industry and the cars. And best of all, we know you. This is not just a car to you, it's your time machine, your memory scrapbook. It's your passion, and *ours*.

Insure with J.C. Taylor, and you can drive through time with peace of mind.



JCTAYLOR.COM

1-888-ANTIQUE



facebook.com/jctaylorinsurance

J.C. Taylor Antique Automobile Insurance
320 South 69th Street
Upper Darby, Pennsylvania



The Midget Chassis

David Edgar, Editor
1454 Chase Terrace
El Cajon, CA 92020

FIRST CLASS MAIL