



TC Motoring Guild CLASSIC CHASSIS

June 2021



The June tour was a real live event, not one of our more recent virtual tours. Four TCs (almost had five) ventured out and had a great time. See more on the tour on pages 10-11.



Linda Simmons claims their newly acquired TC is hers. See story on page 7.



CLASSIC CHASSIS June 2021

Published in
Southern California by the
TC Motoring Guild
PO Box Number 263
Montrose, CA 91021
www.tcmotoringguild.org

The Classic Chassis is
published eleven times a year,

All contributions: articles,
letters, advertisements, and
captioned photos for the next
issue should be sent to:


The Classic Chassis
c/o David Edgar,
1454 Chase Terrace
El Cajon, CA 92020
djedgar1970@gmail.com

LUCAS CLASSIC TIRES
Lester, Firestone, Denman, Lucas.
Custom Classic, Goodyear, Dunlop & more.
We can save you money!
www.LucasClassicTires.com
2850 Temple Ave., Long Beach, CA 90806
800-952-4333

GoF West 2020+1 July 26 - July 30, 2021 Mt. Hood Resort, Oregon

For those who registered
and paid for 2020, your
fees were transferred to
2021 and no need to
re-register.

The committee is
working hard to make
this a very safe venue.



Go to the GoF West website for
more information:

GoFWest.org/gof-west-2021



Sandra maneuvering TC through maze
as "driver" Richard is blindfolded.

Make a simulated journey to the
meeting in your TC (minimum of 10
miles) on the day of the meeting and
receive Sargent points

May 25th TCMG Meeting

6:00 PM*

What is GoF West?


A slide show by Joyce Edgar with
accompanying information on GoF
West, an annual all-MG event club
members have participated in. The
talk will include the history of GoF
and what kind of activities are held
during the 5-day event. GoF West will
be in July near Mt. Hood, Oregon.

*Link below is for the Zoom
meeting on May 25th*
<https://zoom.us/j/98914605722>

* Pacific Daylight Savings Time

TCMG Officers and Chairs for 2021

President	Cliff Lemieux	805-984-5678	lemieux237@aol.com
Vice Pres.	Curt Sorensen	805-341-7710	curtwlv@aol.com
Secretary	Sandra Loe	818-790-2332	fordydelux@yahoo.com
Treas/Memb	Joyce Edgar	619-593-8255	djedgar1970@gmail.com
Director	Mike Simmons	818-486-7633	mike@mikesimmons.net
Director	Rob Zucca	805-285-8956	cavaddict@hotmail.com
Ex Officio/Website	Steve Simmons	(see directory)	mail@mgnuts.com
Events	Richard Loe	818-790-2332	fordydelux@yahoo.com
Programs	Joyce Edgar	619-593-8255	djedgar1970@gmail.com
Editor	David Edgar	619-593-8255	djedgar1970@gmail.com
Historian	Don McLish	818-352-3741	dmclish1@hotmail.com
Regalia	Linda Simmons	(see directory)	linda@mgnuts.com
Sunshine	Bobbie Simon	818-421-0838	simonbobbie@yahoo.com
	Jan Sorensen	805-807-9932	janwlv@aol.com



Welcome to Our New TCMG Members

Richard "Dick" & Judy Fritz

2279 Indian Peaks Circle
Longmont, CO. 80504

Phone: 303-774-9710 (h)
720-438-0191 (c)

RBFritz@comcast.net
1948 TC 6649 XPAG 7380 Blue / Red



Richard says he purchased (with his father) this TC in 1952 and was a TCMG member back in the '60s. Welcome back. TC repainted blue (from Sequoia Cream) in 1954. Installed Tompkin Steering and subsequently VW steering system.



Loading the TC up with the help of Steve Simmons, Allan Chalmers, Norman Tuck, Walt Prowell plus a couple others. Special thanks to Joel Taylor who brought his trailer from Reno area to help out Daniel. TC friends looking out for one another.

Daniel Harrison

22948 Mariano Street
Woodland Hills, CA 91367

Phone: 805-341-5851

danielharrison1958@gmail.com •
1948 TC6319 XPAG 6963 Red / Biscuit

Daniel is our youngest TCMG member currently. Bought a MGA when he was 15 and restored it. But wanted a TC (at a price he could afford). This TC was owned by Walt Prowell in Monterey for 54 years, but parked it in 1981 (40 years ago). Daniel is excited to work on it to bring it back to new life and join our TCMG tours. By the way Walt bought 4 Joe Marcotte's beautiful TC.



TC sitting in it's new home awaiting attention to sport about again.

Welcome

Doug & Laura Schirripa

10388 S. Randall Street
Orange, CA. 92869

Phone: 714-904-9954 (c)
714-997-0710 (h)

drs@socal.rr.com •
1948 TC 6447 XPAG 7123 Sequoia Cream /
Shires Green



TC was owned by James Miller for most of it's life. Then restored by Ernest Cassis at ripe young age of 91. Doug acquired it in 2019. While it is registered as a 1949, it was produced in 1948.



Autry Museum Tour

Date to be Determined



Our June driving event will tentatively feature a tour of the Autry Museum, followed by lunch at the Tam O'Shanter Inn.

This event may be canceled depending on the current Covid-19 situation.

Date, time and other details to be announced on our TCMG group email when finalized

Richard Loe

2021 TCMG Directory Updates

Please make the following changes in addition to those listed in the May Classic Chassis issue..

Note, anyone wishing a PDF copy of the 2021 TCMG Directory (with new members and these corrections made), contact David at: djedgar1970@gmail.com and one will be emailed to you.

Joel & Sylvia Taylor
(Add Sylvia)

Steve & Linda Simmons
Add 2nd TC (shares 3rd with father)
1948 TC 7018 XPAG 7828 (Primer)
(as shown on page 7 of this issue)

FROM THE FRAME UP

SPECIALIZING IN TABC HARD TO FIND PARTS

 RESTORATION

 PARTS

 SERVICE



Simmons TC #3 - TC 7018



Photo of the previous owners in the 1980s.



The TC as found



Loaded into a U-Haul trailer, headed for Southern California



Unloading the pile of parts



Steve Simmons

Note that Steve is also working on and assembling the basket case TC he shares with his father.

Picnic Under the Oaks - April 25th

The second actual driving event together of the year, the first being the Wildflower Tour, came about in April. It brought out a nice showing of TCs, which toured over to Gene Olson & Patty Salehpour's home in Bradbury, where everyone enjoyed an outdoor

socially distancing picnic under some of the 35 oak trees on the property. We had great company, views of the San Gabriel Valley, as well as a hiking trail adjacent. Deer could be spotted roaming around and they often are found on the main road as well.

The six TCs that toured over together were Steve & Linda Simmons, Richard & Sandra Loe, Charlie Ockwell, Mel Appell, Pete & Fran Thelander and Cliff Lemieux. Rob Zucca also toured in his MGA. David & Bobbi Spiegel met there in their TC. Gene's TC and MG SA were on display.



Charlie Ockwell, Ron Spindler, Richard Loe and Cliff Lemieux



Touring over



photos by Sandra Loe,
Steve Simmons and Pete
Thelander



Also on the tour were Malcolm & Joy Buckeridge, Cindy Henkels, Ron & Diane Spindler and Joel & Toshimi Shapiro driving moderns. So 21 members in attendance total made for a nice event.



Deer spotted by property line trail



Picnic under the oaks was enjoyed by all and at safe social distancing



Special thanks to Gene & Patty for hosting us

Angeles Crest Tour & Picnic - May 15th

Under cloudy skies, four TCs (Lemeiux, Loe, Simmons, & Zucca) and a MGB (Larson) gathered at the foot of Angeles Crest Highway in front of the La Cañada-Flintridge City Hall to tour into the Angeles National Forest for a picnic. Unfortunately, the Edgars had a water pump failure on their way to the event. As we transitioned from Angeles Crest to Angeles Forest Highway the

skies cleared and we proceeded under beautiful blue skies to our destination, the Monte Cristo Campground. Shortly after we arrived, Malcolm and Joy Buckeridge, driving their Jaguar, joined us. The campground is named after the nearby Monte Cristo Gold Mine that was operated from the mid 1800s through 1942. After lunch, Linda Simmons shared delicious espresso chocolate chip cookies and we all headed home.

Sandra Loe



Group of four TCs plus MGB meeting at the start



Loe's green TC leads the pack through the hills



Fitting the cars into the space designed for one vehicle



photos by Steve Simmons
and Sandra Loe



Enjoying each other's company and discussing the trip



Ahh, the reward of a great feast while admiring the beauty of the MGs





MG TC Side Curtain Covering Installation

by John Bowyer

While getting ready to install new side curtain covers, I downloaded the instructions from Moss and FTFU. These are all good

and have a lot of good advice, but some of it didn't apply to my set of covers. My covers are very good Robbins, but there is no stitching along the windows that are used to line up the frame as described in the Moss instructions. Being black canvas, I could not use the erasable markers. They would not show up anyway. I was not sure how to measure cutting .05" inside of where the frame is for the window, so I came up with my own way to install them that worked out pretty well. I recommend that you read the instructions from Moss and FTFU also, as I did, but you may find this easier and gain some additional tips.

First of all, if you are also fitting a top, leave it to last, just as Doug says. Why you do this is obvious as you mount the side curtains. Straighten the frames for the best fit before covering them. It is OK to bend the frames for a better fit, but try to keep the frame straight where the bolts for the chrome strips go through. If this area is bent, you will have a difficult time getting the nuts on the bolts during assembly.

Plan doing them one at a time. Note that the front covers are NOT interchangeable from right to left. The inside strap will show you which is for the left or right side. The rear covers may or may not be interchangeable, depending on who made them.

Lay the frame on the cover and center it as

well as you can. The most important thing is to make sure that the back edge of the front, or front edge of the rear is parallel with the frame.

In this example, I did not have the stitches under the frame to go by to line it up. As it turns out, it is easy to center it up by sight.

Next – Keep the frame in position and drill the holes for the bolts. The 13/64" drill bit recommended works well for the bolts for the Chrome strips, but NOT for the holes for the rivets in the rear curtains. Use a 1/8" drill bit for the rivet holes, and do it last.

Keep the frame from moving as you drill the holes. I used my knee. Once you are finished drilling all of the bolt holes, either hold it very still or insert the bolts from

the other side, and temporarily fasten it to the frame. With this in position, use a woodworking pencil to outline the inside of the


frame. The pencil lead shows enough on the black canvas for you to be able to cut around it.

The cover will have a small cut in the center of the window that will allow you



to start cutting out the window section. Trim just outside of the pencil lead.

Install the bolts and check to see if any areas need further trimming.



Next – position the chrome strips that you want to use on the top of the assembly.

If you have several to choose from, pick the one that fits best, polish them now! Tap any dents out and straighten them if needed. I have no advice for anyone that wants to use TD type strips with spooned ends. For the final fit, you will need to insert the corner pieces (See FTFU Tech Tip). Once you have decided which ones to use, bolt them into position. And draw a pencil mark around the inside of the chrome strips.

Now, remove the chrome strips and you will see where to cut away the material covering the window



Trim around the outside of the pencil lead, just like what you did for the other side.

Now you can assemble the chrome strips with the bolts and end corners in position. Then carefully, push all of this assembly into its position



on the cover. It is tricky to get all of the bolts lined up through the holes. As one of the bolts goes through, put a nut on it and try to keep it all in position as much as possible during reassembly. Having the chrome strips already installed into the cover helps keep the bolts where they need to be to for the frame.

Now, you can remove any of the nuts and lay the frame on it for final assembly. The nuts are

sometime very hard to get started, due to uneven surfaces and new material. On some, I used an acorn nut to grab the bolt and pull it through, then remove it and install the nut.

For the bottom of the rear side curtains, I used pop rivets rather than the plastic "rivets" supplied. 1/8" Arrow Medium pop rivets worked great especially where someone had slightly enlarged a few of the rivet holes!

This is more like what I believe to be original.

I haven't installed the snaps for the front curtains, and



Enlarge the photos in PDF mode to get better details.



the top has not been installed yet. Those will be for another day.

John





THIS IS WHO WE ARE



DELIVERING THE BEST SERVICE SINCE 1948

Leif Jacobsen

Sales Representative

Moss employee since 2008

Compared to some on our sales staff, Leif is fairly young, but don't let that fool you—British sports cars are in his DNA. Leif maintains and races the same 1934 MG NA Magnette that his father and grandfather once campaigned. Our sales team really knows British cars and that's why we are the best in the business.

SAME DAY SHIPPING

FREE CATALOGS

TECH SUPPORT

EAST & WEST COAST WAREHOUSES



800-667-7872
MossMotors.com



BRITISH SLANG LESSONS by Curt

British

English

Kerfuffle = Fight or Argument

Lorry = Truck

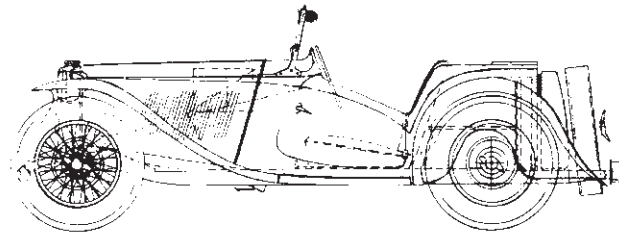
TC Birthdays (Build Dates)

May 12, 1948	TC 5464	Rob Zucca & Carol Sorensen
May 12, 1949	TC 8686	Mike & Sharon Bailey
May 13, 1949	TC 1948	Garret & Ambre Hanes
May 14, 1948	TC 5503	Don McLish
May 16, 1947	TC 2798	David & Suzie Coleman
May 18, 1949	TC 8734 EXU	Edward Kansriddle
May 19, 1948	TC 5515	Jim & Jan Sullivan
May 23, 1947	TC2849	Joseph & Jeanne Nofil
June 4, 1947	TC2903	Pete deBruyn
June 10, 1948	TC 5700	Gordon & Mimi Glass
June 15, 1949	TC 8975	Steve & Linda Simmons




**Happy 72nd, 73rd
& 74th Birthdays**

Build dates listed are when the TCs began near the beginning of the assembly line and assigned a number.



What Was That Noise?



Joyce and I were over an hour into our trip to meet the group on the Angeles Crest Tour & Picnic. Was going quite smoothly until I heard a muffled thunk. Engine still sounded good and was strong. But it worried me so pulled off at the next exit ramp. All of a sudden there was a loud screeching noise like a fan belt slipping, but it was constant and very loud. Once parked, I got out and noticed coolant on the fender which was not a good sign. Upon opening the bonnet, I discovered the fan blades had gone forward and into the radiator. Blades were bent and cooling tubes were cut. That spelled the end of the outing for us. Have not gotten a chance to dig deeper into this but appears the water pump pulley nut came off and pulley and fan went forward. Ouch. Not sure if water pump shaft was damaged and will have to pull out to determine that. Will report more once I dig deeper in to it. Would do in right now but am I putting the newsletter together.

David Edgar, TC 5108

April 27, 2021 TCMG Meeting Minutes

President Cliff Lemeux called the meeting to order at 6:08 PM and welcomed the 28 members in attendance determining that three TCs had been driven.

Secretary Sandra Loe reported the Hagarty Insurance renewal information and a magazine were in the PO Box this month. The minutes from the March meeting were submitted as printed in the newsletter and accepted with no changes.

Treasurer Joyce Edgar indicated she had emailed a copy of the Treasurer's Report to all executive board members and will send a PDF to anyone requesting it. She reported we now have 101 members, the directory has been sent, and we have money. She continued by commenting on a new member in Orange, CA, David Coleman's health, and that three 2020 members did not renew their membership.

Future programs include:

May - GoF West from the past

June - Henkels Picnic - tentative/Covid restrictions

July - during GoF - program unknown

August - John Bowyer

September - Mike Simmons

October - Halloween - looking for a volunteer

November - Kregg Hunsberger

December - Holiday Party/Annual Meeting - tentative/Covid restrictions

Pete Thelander shared plans for driving to GoF West in Oregon this July. It will be a 4-5 day drive following Highway 1 along the coast. Pete felt 5-6 VMG members were going as a group and asked who from our club is considering joining them.

Cliff, the Loe's, and Linda & Steve Simmons showed interest.

Events Chair Richard Loe provided information for coming events. The next event will be a mountain drive and picnic in the Angeles National Forest on Saturday May 15th. Plans have been made for Conclave October 2-4 at the Bluebird Inn in Cambria. Everyone was encouraged to make their reservation. Bluebird Inn contact information was sent in the group email.

Steve Simmons indicated he is continuing to digitize club films for the archives. He is working with a reputable place in Burbank.

Joyce reported on the trip to Mesa, AZ for From The Frame Up open house attended by the Edgars and Cliff. While there, Joyce visited with Linda, Gene Roth's daughter, who donated memorabilia to the club. There was a discussion concerning auctioning the items.

Joyce started a discussion on making a donation to the GoF West auction.

The meeting was adjourned at 6:51 PM.

Respectfully Submitted,

Sandra Loe



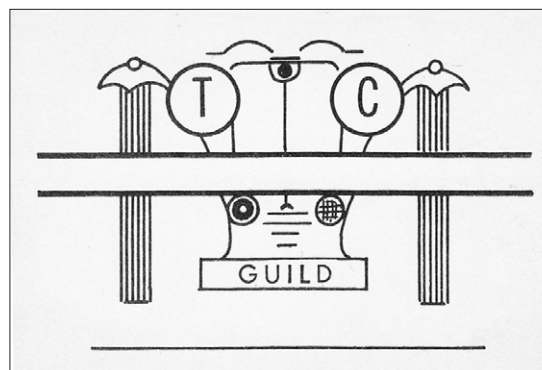
Program for the evening was an Al Moss video on the New England MG T-Register's BiCentennial Rallye of 1976



Those in attendance at our April meeting.

Top row - Pete & Fran Thelander, David & Joyce Edgar, John & Georgia Bowyer, Steve & Linda Simmons
2nd row - Richard & Sandra Loe, Curt & Jan Sorensen, Allan & Linda Chalmers, David Reid & Terry Schuller
3rd row - Mel Appell, Dave Spiegel, Kregg Hunsberger, Rob Zucca,
4th row - Joel Taylor (NV), Daniel Harrison, Kay Einhorn, Cliff Lemieux,
5th row - Don McLish (no video), Karen Olson, Roy Jones, Mike Simmons,

Those that also drove at least 10 miles in their TC the day of the meeting were: Richard & Sandra Loe, Steve & Linda Simmons and Cliff Lemieux. Each earned one more Sargent Point.



A couple of these cards were found and we are at a loss as to what they were for. Two inches by 2 inches in size on white card stock. Because of the wording "TC Guild" maybe it is a very early name badge for the club. Just don't know. If anyone knows the real story we would love to hear it.

Please contact David at:
djedgar1970@gmail.com

Long Time TCMG TC For Sale

After 33 fond years, Mimi and I realized our '48 TC isn't getting too old for us: we're getting too old for it.

It's not a show car, it's a venerable driver (original factory black paint) but with redone interior and top by Joe Namnam (Jaguar biscuit leather) and matching carpets by Little John, new chrome, rebuilt wheels (stainless spokes, powder coated silver-grey rims and hubs) with five new Blockley tyers. It's cosmetic appearance is top-notch, (except for weathered driver's door and bonnet top).



In order to keep up with today's traffic, I built a second engine: late parts, bored and sleeved to 1500cc, reusing only the original crank and rods (the testing lab said they're fine). With 9:1 compression, a stock late cam and many improvements to reduce parasite drag, and to improve safety (Datsun 240Z finned drums.) It is quite quick.

Included are the original engine parts, MG manuals, and onboard tools. \$29,000 fob Newport Beach

Gordon Glass 949-644-1954
ghgmlg@yaloo.com



Club Regalia

TCMG Car Badge	\$25 (\$30 if mailed) members only
TCMG Cloth Patch	\$8 (\$9.50 if mailed) members only
TCMG Lapel Pin	\$3 (\$5 if mailed)
TCMG Lapel Vintage Pin	\$3 (\$5 if mailed)
MG TC Pin & MG Car Club Pin	(inquire)
MG TC Color Specs	\$2 members, \$3 non-members, Postage \$2
TCMG Photo Puzzles	\$15 plus postage (contact Linda for postage cost, design and availability)
Vintage TCMG T-shirts	\$15 for short sleeve, \$18 for long + postage
Modern TCMG T-shirts	\$15 for short sleeve, \$18 for long + postage
TCMG Hoodies	\$30 + postage
TCMG Spark Plug Holder	\$40 + postage

See our website for other items
tcmotoringguild.org/regalia/

REGALIA CHAIR

Linda Simmons linda@mgnuts.com

Prices beyond our control
 subject to change
 International postage is extra




J. C. TAYLOR

ANTIQUE AUTO INSURANCE

J.C. Taylor has been protecting prized possessions since 1929. We know the industry and the cars. And best of all, we know you. This is not just a car to you, it's your time machine, your memory scrapbook. It's your passion, and *ours*.

Insure with J.C. Taylor, and you can drive through time with peace of mind.



JCTAYLOR.COM

1-888-ANTIQUE



facebook.com/jctaylorinsurance

J.C. Taylor Antique Automobile Insurance
 320 South 69th Street
 Upper Darby, Pennsylvania