




TC Motoring Guild CLASSIC CHASSIS

March 2021



Was not sure what to use as a cover photo this month so I grabbed one from 1989 when it was held at the Wawona Hotel in Yosemite. 18 TCs (including

one TA) plus sixty-three people in attendance that year. Below is the 2013 Conclave at San Luis Obispo with 14 TCs (including one TA as well).





CLASSIC CHASSIS March 2021

Published in
Southern California by the
TC Motoring Guild
PO Box Number 263
Montrose, CA 91021
www.tcmotoringguild.org

The Classic Chassis is
published eleven times a year,

All contributions: articles,
letters, advertisements, and
captioned photos for the next
issue should be sent to:

The Classic Chassis
c/o David Edgar,
1454 Chase Terrace
El Cajon, CA 92020
djedgar1970@gmail.com

LUCAS CLASSIC TIRES
Lester, Firestone, Denman, Lucas.
Custom Classic, Goodyear, Dunlop & more.
We can save you money!
www.LucasClassicTires.com
2850 Temple Ave., Long Beach, CA 90806
800-952-4333

GoF West 2020+1
has been rescheduled to
July 26 - July 30, 2021

**Mt. Hood Resort
Oregon**



Go to the GoF West website for
more information:

GoFWest.org/gof-west-2021



Make a simulated journey to the
meeting in your TC (minimum of
10 miles) on the day of the meeting
and receive Sargent points

* Pacific StandardTime

Feb 23rd TCMG Meeting

6:00 PM*

Film Industry and COVID

Program will be by TCMG member Steve Simmons, on how Hollywood has changed to deal with the Covid-19 pandemic. Steve works as a freelance camera operator on several popular television productions as well as documentaries, music productions, live events and more. Learn how the studios and production companies are adapting to keep their employees safe and avoid costly shutdowns during this challenging time.


*Watch for TCMG group email
with link to join the Zoom meeting.*

*If you are not on our TCMG group
email and want to be notified, let
us know and we can notify you too.*

djedgar1970@gmail.com
619-593-8255

TCMG Officers and Chairs for 2021

President	Cliff Lemieux	805-984-5678	lemieux237@aol.com
Vice Pres.	Curt Sorensen	818-991-6152	curtwlv@aol.com
Secretary	Sandra Loe	818-790-2332	fordydelux@yahoo.com
Treas/Memb	Joyce Edgar	619-593-8255	djedgar1970@gmail.com
Director	Mike Simmons	818-486-7633	mikes@astronomerswithoutborders.org
Director	Rob Zucca	805-285-8956	cavaddict@hotmail.com
Ex Officio/Website	Steve Simmons	(see directory)	mail@mgnuts.com
Events	Richard Loe	818-790-2332	fordydelux@yahoo.com
Programs	(open - please volunteer)		
Editor	David Edgar	619-593-8255	djedgar1970@gmail.com
Historian	Don McLish	818-352-3741	dmclish1@hotmail.com
Regalia	Linda Simmons	(see directory)	linda@mgnuts.com
Sunshine	Bobbie Simon	818-421-0838	simonbobbie@yahoo.com
	Jan Sorensen	818-991-6152	janwlv@aol.com



Geoffrey Locquenutte & Nelson: On The Road

FROM THE FRAME UP

SPECIALIZING IN TABC HARD TO FIND PARTS

 RESTORATION

 PARTS

 SERVICE



Lame Duk Event - 2021 Style



Our Lame Duk Kup event this year was held as a Zoom meeting. We had 11 entries on the screen (16 people). Five members also drove their TCs that day to earn Sargent points (Loe, Hunsberger, Zucca, Lemieux, S. Simmons). The scavenger hunt was quite fun. We were sent searching for various items in our homes. Items of TC or MG markings included a magazine, a book, the TC Instruction Manual, a shirt, hat, piece of jewelry, TC model, photo of your TC, any MG club membership card, TCMG mug, TCMG newsletter and TCMG car badge. And because of Valentine's

Day and Presidents Day we were sent to find something heart shaped, an image of Washington and also an image of Lincoln.

Both S&L Simmons and John Bowyer found every item on the list so we went to the tie breaker of which book did they come up with and John won. A plastic token Duk will be mailed to John in Texas. His name will also be engraved on the actual trophy.

Thanks to Richard & Sandra for putting this together for a bit of social distanced fun.

Photo of John and Duk Kup Award on pg 13.

Toni Appell - R.I.P.

With a deep sense of loss, we are saddened to report the passing of Toni Appell, a long time member and caring friend to all who were fortunate enough to meet her. Mel and Toni spent many years touring in their TC and frequenting club meetings, always with a smile and a good story to tell. They joined TCMG in 1990 and soon became stalwarts of the club. Toni most recently was a Director in our TCMG Executive Council just last year. Her positive and caring personality was infectious, and she will be dearly missed. Our thoughts and prayers go out to her, Mel and family.

Services were held Sunday, February 7 via Zoom for general attendance and several TCMG members joined in respect for Toni, and her surviving family.



Rob Puts in a New Steering Seal

Even though I haven't sorted all my TC carb issues on my newly rebuilt engine, and since the steering box started leaking badly, I thought of doing something constructive. TC 5464 has a Datsun steering box installed. Not being a standard box, I did a bit of surfing on the net for the "Datsun Sunny steering box", although I'm sure the right and left hand versions of this box



Drips on the drip pan from steering box

used the same seal. For anyone with a Datsun box, the seal listed was a National 222535. I got an equivalent at Napa, part number 9723. It's not necessary to disconnect the pitman/steering arm from the steering linkage. Being prepared to mark the arm and shaft with a punch for re-aligning the splines, it was already marked with a couple chisel marks. Removing the nut and lock washer, I tried pulling the arm off the splines with a gear puller. The arm laughed at it. Back to Napa..... and got a pitman arm puller. I had to wind up the puller tightly while tapping the puller with a hammer between tightening. Of course it came off with a startling BANG. This allows access to the seal. I was easily able to pry the old one out with a screwdriver, clean the shaft and



seal pocket and drive the new seal in with a socket after lubing the seal lip with a little gear lube. Be sure to check the shaft with a fingernail and check for any groove worn by an old hardened seal. It was fine as this location doesn't get as much wear as an axle or crankshaft seal. Then slipped the arm back on the splines and did up the nut and lock washer with a big crescent wrench. I think it's a 25mm nut, but I didn't have a wrench or socket that size. I don't know what a torque specification would be for this assembly*, but do be sure to get it good and tight as the nut is not castellated and the nut coming off could be disastrous. Afterward I topped up the box with some more lube and put some Teflon tape on the plug threads.



I use Redline Heavy Shockproof Gear Oil. The handy part being it's easy to see what's leaking with the red color. Royal purple in the differential....yeah....that leaks too.

Rob Zucca



* Steve says 101 lb/ft per Datsun manual

Welcome to Our Newest TCMG Member

Deb & Mark Acosta

1629 Kokanee Lane
Grants Pass, OR 97527
559-707-1769

debacosta1958@gmail.com
1949 TC 9875 XPAG 10571 Red / Tan



Deb and Mark are also in the British Car Club of Southern Oregon. The TC has a Shorrock Supercharger in it, and they also own a 1967 MGB GT. They just bought the TC and are awaiting delivery in a couple weeks.

TC Birthdays (Build Dates)

Feb 16, 1949	TC 7930	Jim & Norma Crandall
March 2, 1948	TC 4922	Jim & Chris Antis
March 17, 1948	TC 5058	Michael & Jody Whalen
Mar 21, 1949	TC 8230	Richard & Judy Storms
Mar 24, 1948	TC 5108	David & Joyce Edgar



Build dates listed are when the TCs began near the beginning of the assembly line and assigned a number.

Happy 72nd & 73rd Birthdays

TCMG Sunshine Team

Many thanks to Bobbie Simon who has been our Sunshine Chair for the last 17 years. She has done an outstanding job and many of you have received cards from her on behalf of the TCMG in trying times.

Note that Jan Sorensen has volunteered to assist her this year. Many thanks and we hope none of us have the need to receive a card from either of them. If any of us do hear of one of our members needing a little cheering up or condolences, please let them know.

Bobbie - 818-421-0838 simonbobbie@yahoo.com

Jan - 818-991-6152 janwlv@aol.com



Bobbie



Jan



MGTC Running Board Strips

Installation Tips

I recently replaced the running board strip on TC 1733 and have a few tips and suggestions for anyone replacing theirs.

The new aluminum strips are nice, but have a dull finish. I recommend spending a few minutes polishing the outer edges before doing anything else.



The strips supplied are actually the long strips for an MG TD. These have 2 countersunk holes that may or may not line up with anything on a TC. They may line up with the TD holes, but I am told that the TC holes were drilled at the factory and could be anywhere. You will need 4 countersunk holes in your strips for the TC installation. Line the strip up to where it should go, and mark a spot for a hole at either end from the bottom of the running board with a felt tip marker. After you have drilled the hole. Temporarily bolt it to the running board. This will let you mark where the other 3 holes go without a lot of moving the strip around. Over the years, some running boards sag a little in the middle. If you notice this, press the strip down in the middle before marking the spots, to be sure that all of the holes will line up during the assembly.

The strip in the picture on the top has the 4 new holes, as neither of the two holes that it came with lined up to anything. On one



Predrilled holes don't line up with running board holes

up on 2 of the strips. Use a larger drill bit to create the countersink in the top of the hole. I recommend the attachment hardware that From The Frame Up sells. These fit well and fit in the drilled/countersunk holes. A 1/4" socket wrench tightens them up.

Use an oil (WD-40) along the side of the rubber strips to ease the installation into the channels. The new rubber strips supplied have the tapered ends already fitted, and made the installation easy. In



days past, I have had to make the ends and work with stiffer rubber strips, so I really appreciate these!



John Bowyer

Spring, Texas

More from John in Texas



Installed right front fender and running board on January 27th

Thank you to John for the running board strip article. Here is more from John on his progress with TC 1733.



Dash panel, carpet and interior panels nicely done. Just need the seats now.



Fender prepped and primed earlier in progress



TC 1733 as of February 12th

Note that John has three TCs (plus many other cars) and your editor was getting confused on what TC was what, as two are black (TCs 1733 and TC 7499). TC 1733 is his main focus right now and 7499 is his parts car and was missing an engine and transmission, although John has since sourced an XPAG for it. The tub on 7499 was rebuilt with new wood and repaired panels to put on 1733. TC 1733 got new biscuit interior with the old green interior getting donated to 7499. And while 1733 is his main focus, TC 7499 is making some progress to being more than just a parts car.

Note he also has TC 7474 which is yellow and red that keeps him busy as well.



TC 7499 as of February 12th



TC 7474



THIS IS WHO WE ARE



DELIVERING THE BEST SERVICE SINCE 1948

Leif Jacobsen

Sales Representative

Moss employee since 2008

Compared to some on our sales staff, Leif is fairly young, but don't let that fool you—British sports cars are in his DNA. Leif maintains and races the same 1934 MG NA Magnette that his father and grandfather once campaigned. Our sales team really knows British cars and that's why we are the best in the business.

SAME DAY SHIPPING

FREE CATALOGS

TECH SUPPORT

EAST & WEST COAST WAREHOUSES



800-667-7872
MossMotors.com



BRITISH SLANG LESSONS by Curt

British		English
Buttie	=	Sandwich
Aerial	=	Antenna
Tarmac	=	Pavement

Dues Time

Per our TCMG By-Laws, dues for 2021 were due by our Annual Meeting in December and grace period is up at our March meeting. Dues are \$26 for local members* and \$22 for non local.

* Local is zip codes 90000 to 93300

Dues can be paid from the TCMG website at:
tcmotoringguild.org/membership/renewal

Or via Zelle or Paypal by sending funds to the TCMG email:

TCMG@TCMotoringGuild.org


Checks payable to TCMG work too.

While cash was accepted when we were meeting in person, please do not mail cash.

Those not renewed as of February 15th

Burton (\$26)	Pedersen (\$22)
Coleman (\$26)	Ratnayake (\$26)
Glass (\$26)	Rocca (\$26)
Hall (\$22)	Roman (\$26)
Hill (\$26)	Santarelli (\$26)
Jones, M (\$22)	Shapiro (\$26)
Littlefield (\$22)	Sicotte (\$26)
Lloyd (\$22)	Uniack (\$26)
Mathison (\$26)	Wong (\$26)
Ockwell (\$26)	

Dues are:
\$26 for members in zip codes 90000 to 93300
\$22 for all others



If using USPS, send to:
Joyce Edgar
TCMG Treasurer
1454 Chase Terrace
El Cajon, CA 92020-8368

Last chance to renew and be included in our 2021 Directory

The 2021 TCMG Directory is in the process of being updated. Still have your TC or bought a another one? Have you moved, changed telephone numbers or email? If anything has changed since the 2020 directory and you have not already let us know, please do so by March 23.

Send updated information to David & Joyce Edgar at:

djedgar1970@gmail.com



TC Motoring Guild
2021 Directory

Jan 26, 2020 TCMG Meeting Minutes

The ZOOM January 26th general meeting was called to order by President Cliff Lemieux at 6:21 PM. There were 17 members present with 24 people participating. Six had driven their TCs.

Chair reports:

Secretary: Cliff (2020 secretary) submitted the minutes as printed in the newsletter. They were accepted by the members. The Loes reported there was no mail of significance in the PO Box.

Treasurer: Joyce Edgar indicated there is money in the bank and having supplied the Treasurers monthly report to the executive board, offered to send a PDF of the report to any member who requests it. Cliff reported that the executive board passed a motion to have the TCMG acquire a ZOOM account. Joyce has proceeded with that purchase and due to having a discount coupon was able to get a year of meetings for \$112.

Programs: Cliff initiated a chat on programs and hoped someone would volunteer to coordinate the schedule for the year. Due to no programs chair stepping forward last year, Joyce organized the programs and feels she cannot continue to be Treasurer, membership chair and programs. No one volunteered. Fran Thelander suggested that each member present plan a program for one meeting about a hobby, grandchildren, etc and not feel that it has to be related to cars. Allan Chalmers suggested an old movie. Several members offered to plan a program including Cliff, Mike Simmons, the Thelanders, the Loes, Steve Simmons (February), John Bowyer, and Cindy Henkels (June).

Events: Richard Loe outlined some possible events for the coming

year subject to Covid restrictions. Karen Olson brought it to Richard's attention that the Super Bowl game is scheduled for the same time he planned the Lame Duk Kup. After some discussion, the Lame Duk was rescheduled for Saturday evening February 6th at 6 PM (subsequently, the Kup was postponed to February 13th). It will be a ZOOM meeting scavenger hunt that members can enjoy from their home. To earn Sargent points you must drive your TC the day of the meeting.

Some of the other events being considered are a Joe Douglass wildflower tour & picnic in March, the Queen's English Car Show in April, a Double Day based in Fallbrook, CA in May, the Autry Museum and lunch at the Tam 'O Shanter in June, Central Coast British Car Show or GoF in July, the Einhorn Chicago Hot Dog Party in August, and Conclave in late September or early October.

Old Business: none.

New Business: Cliff asked for a volunteer to be the Sunshine Chair. Jan Sorensen offered to help Bobbie Simon.

The meeting was adjourned at 7:10 PM.

Respectfully Submitted,

Sandra Loe

Sandra Loe

Those that also drove at least 10 miles in their TC the day of the meeting were: Richard & Sandra Loe, Steve & Linda Simmons, David Edgar, Gregg Hunsberger and Cliff Lemieux. Each earned one more Sargent Point.



Top row - Cliff Lemieux, David & Joyce Edgar, Steve & Linda Simmons, Richard & Sandra Loe, John Bowyer (TX)
2nd row - Allan & Linda Chalmers, Roy Jones, Charley Williams, Curt & Jan Sorensen, Pete & Fran Thelander
3rd row - Karen Olsen, Kay & Larry Einhorn, Mike Simmons, Rob Zucca, Gregg Hunsberger
4th row - Dottie Smith (NH), Don McLish

Gof West for 2021



Some of you may be wondering what the status of GoF West is for this year. They of course could not hold it last year due to the pandemic. The GoF West Steering Committee met in January to decided what to do this year. They realize that not everyone will be comfortable attending even if the all clear is given by governmental bodies, but right now they are planning on holding the event unless things get much worse. Resort in Oregon has negotiated with planners for lower

numbers, have outdoor dining for banquets if needed and would like the event to take place if determined safe. So see inside front cover of this newsletter for dates and website if you are interested.

Note that in order to keep our 50th year Anniversary of GoF West in 2022, 2020 was declared as an In-Spirit event for everyone.

Lame Duk Kup Award



Sorry, ran out of room on page 5 for the awarding of the Duk Kup. Actual award is a brass duk which is heavy and awkward to ship (we usually hand it out in person and gets returned the following year). But John Bowyer, in Texas, will be sent a token duk this year.

Congratulations John



Doug Pulver in Colorado

Living in Colorado, my cars are all garaged during the winter and hail season. We have a 3 car garage at home and I'm "allowed" to have the 2 car portion. I currently have 4 cars in that.



Doug's two TCs, a TD and MGC

I also rent a 2 car garage downtown and I have 3 cars in that. So, that is the general storage situation right now, but I'm hoping to build an additional garage in my backyard. There is some controversy about that at home since it would involve building on top of my roommate's tomato garden. I also have an older Ford Expedition which is parked outside and was purchased used already having hail damage.

A significantly missing part of my car collecting experience is rebuilding an engine. So, with advice from my former mechanic in San Diego and my friend

here (formerly from San Diego) I have begun rebuilding the XPAG engine in my TD. This has either been a nightmare or blessing depending on how much I wanted to learn. Turns out the engine was rebuilt in about 1975 and after roughly 108 miles (according to the odometer) was parked for good in 1980. Unfortunately, it had a blown head gasket at the time due to poor machining of the block and head and the engine sat from then until now with water in it rusting everything.



The story gets longer but I will spare you that and just attach a picture of what I discovered under the valve cover back in July. I might have written a longer story, but it's a TD and not a TC. I am learning a lot and spending a lot.

I continue learning and trying. Managed to retire the first of this year so I should have more time (and less money) to continue this crazy hobby.

Doug
Pulver




J. C. TAYLOR

ANTIQUE AUTO INSURANCE

J.C. Taylor has been protecting prized possessions since 1929. We know the industry and the cars. And best of all, we know you. This is not just a car to you, it's your time machine, your memory scrapbook. It's your passion, and *ours*.

Insure with J.C. Taylor, and you can drive through time with peace of mind.



JCTAYLOR.COM

1-888-ANTIQUE



facebook.com/jctaylorinsurance

J.C. Taylor Antique Automobile Insurance
320 South 69th Street
Upper Darby, Pennsylvania