



# TC Motoring Guild CLASSIC CHASSIS

*January 2026*



*Our 2025 Annual Meeting and Holiday Party*



*More on pages 6, 7 & 14*





## CLASSIC CHASSIS January 2026

Published in  
Southern California by the  
TC Motoring Guild  
1454 Chase Terrace  
El Cajon, CA 92020  
[www.tcmotoringguild.org](http://www.tcmotoringguild.org)

The Classic Chassis is  
published eleven times a year,

All contributions: articles,  
letters, advertisements, and  
captioned photos for the next  
issue should be sent to:

**The Classic Chassis**  
c/o David Edgar,  
1454 Chase Terrace  
El Cajon, CA 92020  
[djedgar1970@gmail.com](mailto:djedgar1970@gmail.com)



## May 11-15, 2026

*Register now for to join the fun*

[GoFWest.org](http://GoFWest.org)



**GoF West  
Gazette** is also  
available to  
download. Click  
on image on left  
to view.

Eight TCMG  
members are  
featured plus our  
club is as well

## TCMG Officers and Chairs for 2026

President	Gene Olson
Vice Pres.	Sandra Loe
Sec & Ex Officio	Dean Caccavo
Treas/Memb	Joyce Edgar
Director	Malcolm Buckeridge
Director	Rob Zucca
Ex Officio	Steve Simmons
Events/Website	Steve Simmons
Programs	Joyce Edgar
Editor	David Edgar
Historian	Steve Simmons
Regalia	Linda Simmons
Sunshine	Bobbie Simon
	Jan Sorensen

Phone number and emails removed  
here to hopefully stem internet  
mis-use. Contact using one of these  
methods:

1. Refer to your TCMG Directory  
for contact info
2. email [tcmg@tcmotoringguild.org](mailto:tcmg@tcmotoringguild.org)  
and we will forward
3. Use Contact Us on our TCMG  
website: [tcmotoringguild.org](http://tcmotoringguild.org)



# Message by Gene



**W**hat, me president!!! The first time I was president I had just joined the club. I was flattered to be elected president. I thought people must really like me. I soon realize that I was elected because no one else wanted to be president. However, many people helped and it was not as hard as I feared. This time I know full well that president is not a sought after power position.

What makes this club survive for 72 years is the people. People who help. When I first joined I was impressed by how much people were willing to help a somewhat younger idiot. Sharing knowledge with me and even getting dirty helping to fix my car. A club will not survive for 72 years if only one person does all the work. We are fortunate to

have a few people carry much of the load (thank you Simmons and Edgars, to name just a couple). But it will be much better if we can have others to help this year. Try to suggest an outing, or a program for a meeting, or write an article for the newsletter-technical or about the old days of the club.

I'm sure it'll be another great year of eating, talking to friends, driving cars, eating. Again we need to thank Steve and Linda for a fabulous holiday party. Lots of good food, good friends, and wonderful cars. Let's make it a great year.

*Gene Olson*

2026 TCMG President

## New TCMG Website Under Development

Watch for our new TCMG website design. Work is being done to create a new look on our website and is under development. Steve is excited about that and hopefully will make it easier for him to maintain.

Same URL address to get to it once it is up and running so nothing that you have to do to get to it.



480-588-8185 [WWW.FROMTHEFRAMEUP.COM](http://WWW.FROMTHEFRAMEUP.COM)

# *FROM THE FRAME UP*

*SPECIALIZING IN TABC HARD TO FIND PARTS*

 RESTORATION

 PARTS

 SERVICE





**Tuesday**  
**Jan. 27th**  
**6:00pm \***



## **Member TC Projects for 2026**



Three of Terry Young's friends helping him get the TC back together. If Terry makes the meeting maybe he will show more photos of the restoration.

\* Pacific Standard Time. Meeting to start at 6pm but Zoom should open up about 5:45pm to visit.

*Link below is for the Zoom meeting on January 27th*

[zoom.us/j/6234447498](https://zoom.us/j/6234447498)

## **Welcome to our Newest Member**

*Welcome*

**George McKay**

Traverse City, MI 49684

1948 TC4508 XPAG 5167 Maroon / Red

George just purchased this TC a couple weeks ago. Description from years ago described it with all new suspension parts so it doesn't even rattle over RR tracks. New leather seats in original color and spec. New top, full and half tonneaus and side curtains. Original color dark red exterior and interior. Original horn, fog lamps, etc. Car is gorgeous and local show winner.

Two previous owners of this TC were Gary M Jones and George Blossom





# TCMG Holiday Party and Annual Meeting



Our TCMG Annual Meeting and Holiday Party was really a great way to end our club calendar of events for 2025. Everyone looked forward to meeting up with everyone, and also to see the over the top decorated garage space fitting for a car club. Six TCs were present plus other MGs and classics. Members came from as far away as Florida and Colorado. Once again Steve & Linda amazed us with all their work and planning. Thank you, thank you to them plus everyone one else who came and made for a festive gathering.



Oh what fun it is to  
dine with all our TC friends



photos mostly by  
Steve Simmons plus a  
few from David Edgar



Rob Zucca earned the Earl Sargent Award for 2025 plus attended every function in the TC so earned the Iron Bottom Award as well



Joyce was voted in for the Frank Mason Award for 2025



Not the award you want to win but David Mathison did this year by vote at the party. His TC kept stumbling and dying randomly and was towed so many times (eight?) that his AAA towing benefits were suspended. Multiple shops and mechanics worked on it, some claiming nothing was wrong. The issue was found

in the control box, which was driven 75 miles each way for repair. At the next event the car died again – the repair had failed. Not wanting to risk a hot wire job he towed it once again. The poor quality aftermarket control box is now replaced with a rebuilt original.



**A HUGE THANK YOU TO OUR HARD WORKING HOSTS, STEVE & LINDA**



## TC Instrument Restoration

I recently began the restoration of the dash components of TC 6984. My impression was that this dash had never been touched, and everything was original. The car had sat for many years in storage and the dials and chrome bezels of the instrument seems seemed to have suffered accordingly. These are Jaeger instruments originally; the Speedo and a Tachometer have 5 inch faces and are set independently into the wooden dashboard while the oil pressure gauge and ammeter; both 2 inch dials, are incorporated into the center instrument cluster.

I started work on the speedometer and the tachometer and found that the chrome bezel could be released from the plastic body of the instrument by turning it a few degrees to align the tabs with holes in the plastic backing; this is fairly obvious when you have the instrument removed from the dash. Once the bezel is removed with the glass and the sealing rings, you need to remove the needles from whichever instrument it is you are working on. For the speedometer, which incorporates the clock, you can remove all three of the needles by inserting a pair of flat bladed screwdrivers against the shaft of the instrument, and with an extra pair of hands and gently turning the screwdrivers to put pressure on the needle right where it is attached to the post, the dials will simply pop off. Once the needles are off on the speedometer there are three very small screws which hold the face in place. The face of the clock is removed by removing the clock unit from the rear of the case. The tachometer has one

needle; use the same method and two small screws release the face of the instruments from the rest of the mechanism.

Once you have the dial face off, you can easily examine the rest of the instrument.



Bryan Kemper



To remove the body of the instrument whether it's the tachometer or the speedometer from the plastic case there are two common screws on the back of the case, set near the center of the plastic case - unscrew these two screws, then replace them with a couple of turns each and then using your screwdriver press down on the head of the two screws. There is a sticky membrane, which is probably

weatherproofing holding the instrument mechanism to the back of the black plastic case. Gently pry the unit free from the back case and store it away safely.

The rest is relatively straight forward. Most of the work involves cleaning the dial face.







*Amp gauge face after cleaning*



*Original Amp gauge before cleaning*

I stumbled upon a way to do this when I was trying to remove a small bit of rust on one of the screws from the dial face of my instrument.

I found that POR-15 Ruster Remover is a good cleaner and by placing a paper towel soak in Rust Remover on a flat impervious surface and placing the instrument dial face down on the paper towel, it took only about 30 minutes to clean the face. Use soap and water to finish the job. This method worked for all the dial faces.

Cleaning the numbers on the two dials for the speedo and trip odometer is a bit more difficult. I found that using cotton swabs (Q tips) first using paint thinner then soap and water did an acceptable job.

The bright work on the bezels might improve with polishing with fine steel wool but I had to rechrome my 5" ones and replace one of the 2" ones. The O-rings are available from Doug Pelton, as are the green plastic lenses for the light slots.

I discovered that my instruments had the dates of installation scratched by hand on the back of the plastic case, confirming that they were the original units.

Clock face



*Bryan Kemper*

## Washer or No Washer

Dwane Schmidt was working on the master cylinder on TC 2810. He was reassembling using a new kit but questioned if the curved washer should be in there. Was not included in the new kit. Long story short many of us just reused the old washer as long as it was not damaged. But it did spark a little bid of a debate. Per Doug Pelton of From the Frame Up, the main cup design for the cylinder was modified sometime back so the washer was not required anymore and why the washer is not included in the kits now. He has had no issues in 18 years of working on many TCs and not using the washer. Does not hurt anything if you do put it back in though.


There are other theories as to purpose of the washer such as it keeps the cup from adhering to the piston. But do note that the cup still is in contact with the piston in the center area as the washer is only a few thousands of an inch thick. So again, do whatever is most comfortable for you.

To add to the discussion, someone found an unused Lockheed M/C once, probably in its box for 40 years. He disassembled it to inspect before using and found the rubber was in fact like chewing gum, especially the small seal that fits inside the 'hat' at the end of the spring. This was just from brake fluid or assembly lube use during its assembly and 40 years of storage. The old rubber seemed to soak up whatever coated it and ate away at it.



Washer in quesiton

Main cup enlarged



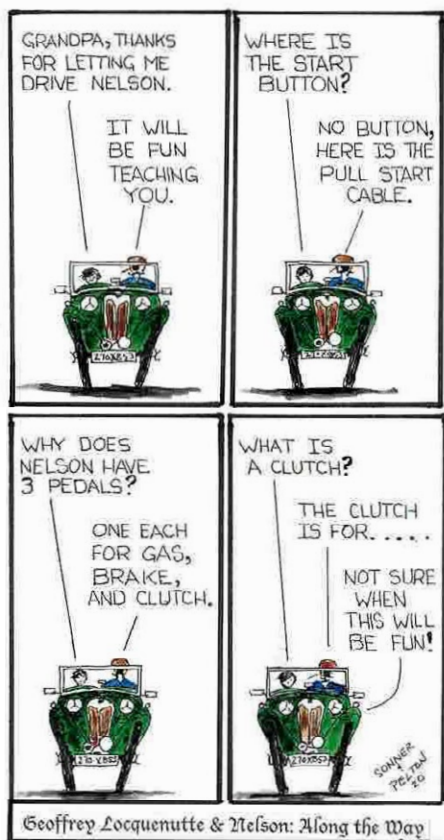
## BRITISH SLANG LESSON

### Blimey

"Blimey" is a shortened form of 'Gor blimey', a term which dates back to the 19th century. It means 'God blind me', and is used as an expression of surprise – a bit like oh my god! At the time, blasphemy was a serious matter and it wasn't okay to take the Lord's name in vain, so saying a phrase which sounds a bit like it was a good workaround. Over time it became less religious and more casual. Now, it's simply a fun British (and Australian) way to express shock—kind of like saying "Wow!"







## Lame Duk Event

**Jan 38th**  
(AKA Feb 7)

Meet at 9:30am in  
Sherman Oaks Castle  
Park parking lot.  
Begin golfing at 10am



Start off the new year with a thrilling, no holds barred TC Motoring Guild miniature golf competition! The winner takes our coveted Lame Duk Trophy home to be treasured for one whole year. Lunch and awards will follow at a nearby Pub.

Sherman Oaks Castle Park, 4989 Sepulveda Blvd, (located near the 101 & 405 freeways). Price per person is \$8.00 Seniors and Kids (4 and under free), or \$12.00 non-Seniors, for one 18-hole round.



## TC Birthdays (Build Dates)

Jan 5, 1949	TC 7515	Jan Sullivan
Jan 6, 1949	TC 7556	Robert & Susann Costello
Jan 12, 1949	TC 7581 EXU	Bunker & Kathy Hill
Jan 14, 1948	TC 4508	George McKay
Jan 14, 1949	TC 7623 EXU	Terry & Georgia Young
Jan 14, 1949	TC 7626 EXU	George & Lorna Murphy
Jan 21, 1949	TC 7666 EXU	David Mathison
Jan 21, 1949	TC 7670 EXU	Doug & Carol Pelton
Feb 2, 1948	TC 4681	Gorden Bundy & June Wennekamp
Feb 2, 1948	TC 4694	Curt & Jan Sorensen



*Build dates listed are when the TCs were assigned a number and started down the assembly line.*

**Happy 77th & 78th Birthdays**

# November 18th Meeting Minutes

**President Steve Simmons** brought the meeting to order at 6:08 PM. First up was who did the simulated drive to the meeting. They were Loe, Edgar, Lemieux, and Zucca.

**Secretary's report**, nothing to report and the minutes from the previous meeting were approved as published.

**Treasurers report, Joyce Edgar** let us know there were 116 members and donations received for our charity totaled \$2,814 to date. There was a brief discussion about membership through the years and the Sargent award needing to be engraved for the 2025 awardee. Joyce posted the months financial on screen for all to view. There was no club mail and we were reminded of the annual VMG swap meet and autojumble was coming later in the month.

**Events**, Steve reported the events were finished for the year. The first event of 2026 will be the Lame Duk in late January or early February. There was a recap of our Somis tour to the Claridge ranch and collection.

**Programs**, volunteers still wanted! Ideas for programs wanted. There won't be a program for the holiday party, but be sure to RSVP soon. There was a discussion about donating a project car to our charity. Joyce shared images of the bonus point challenge from Caccavo, Simmons, Zucca, and Lemieux. Eight programs are needed for 2026.

**Old Business**, Joyce reminded about 2026 dues and that Zelle was preferred. PayPal has been less problematic with Canadian payments still a bit so.

**New Business**, electronic voting was decided for the 2026 executive council and awards. Steve reminded us he was not eligible in 2026. A heartfelt thanks went out to our unsung newsletter editor David Edgar.

Steve adjourned the meeting at 6:47PM.

*Rob Zucca*

Rob Zucca, 2025 TCMG Secretary




Joyce Edgar, David Edgar\*, Pete & Fran Thelander, John Bowyer (TX), Cliff Lemieux\*  
 Richard & Sandra Loe\*, Michael Hughes, Duane Schmidt (MD), Gordon Bundy & June  
 Wennekamp, Bryan Kemper (BC)  
 Joel Taylor, Dave Spiegel, Allan Chalmers, Dave Reid & Terry Schuller, Doug Boheme  
 Doug Schirripa, Steve Simmons, Rob Zucca\*, Jonathan Lane (CO), Scott & Cristina St Clair  
 Rick Starkweather (NC), Linda Simmons, Richard Fritz (CO)



## TCMG in the Sacred Octagon

Cliff Lemieux opened his December NEMGTR Sacred Octagon issue and was surprised to find an article in it about our 70 year anniversary trip to visit the very first TCMG event in Apple Valley. Went on to include other TCMG information and interviews with a few of our members. Nice to be noticed but unsure how they learned of our event. If you have access to the Sacred Octagon December 2025 issue, check it out. While we can't use it due to copyright, maybe can include it in our archives if someone scans it in.

Here is a link to our report in our May 2025 Classic Chassis:  
[tcmotoringguild.org/chassis/25MayChassis.pdf](http://tcmotoringguild.org/chassis/25MayChassis.pdf)



## TCMG Memembers Who We Lost in 2025

TCMG members Stan Lucas, Jim Crandall, Mike Goodman, David Simon and Jim Sullivan all passed away in 2025. We had notices in our newsletters during the year but we are just recapping here. May they rest in peace.



Stan Lucas  
March '25 issue



Jim Crandall  
May '25 issue



Mike Goodman  
May '25 issue



David Simon  
Oct '25 issue



Jim Sullivan  
Oct '25 issue


Past issues are on our website under the Newsletter menu  
[tcmotoringguild.org/newsletter/](http://tcmotoringguild.org/newsletter/)

## TCMG Dues for 2026

Per our TCMG By-Laws, dues for 2026 are due at our Annual Meeting in December (Dec 20 this year) and grace period is up at our March meeting. So not really due yet, but some have already paid.

Dues for everyone is **\$25**

Note that no individual dues notice will be mailed out



Geoffrey Locquenutte & Nelson: On the Road

Dues can be paid via Zelle or Paypal by sending funds to our TCMG email:

[TCMG@TCMotoringGuild.org](mailto:TCMG@TCMotoringGuild.org)

(note that this is not our group email address)

Checks payable to TCMG work too.

If using USPS, mail to:  
TC Motoring Guild  
1454 CHASE TER  
El Cajon, CA 92020-8368

## December 20th Meeting Minutes

Notes from the business portion at the Holiday Party 12/20/2025

**Outgoing President Steve Simmons** announced the 2026 executive council. They are, **Dean Caccavo, Sandra Loe, Joyce Edgar, Malcolm Buckeridge, gene Olson, and Rob Zucca.**

**The Frank Mason award was presented to Joyce Edgar.** Congrats Joyce!

**The Earl Sargent award and Iron Bottom award went to Rob Zucca** (I'm honored!)

The breakdown award (the one no one wants) contenders were, Daniel Harrison, Steve Simmons, Doug Boehme, David Mathison, and Rob Zucca. **David Mathison** was voted the winner. AAA towing is now his best friend. Congrats David.....or not.....

**Treasurer, Joyce Edgar** let us know we had 116 members and had raised \$4,380 for the club charity. Joyce also passed out the financial report.

**Secretary Rob Zucca** motioned to accept the previous months minutes as printed in the newsletter. It was approved.

Events, no 2026 events planned as yet.

**No new or old business**

Before adjourning the meeting happy birthday wishes were given to members Ron Spindler and Cindy Henkels 90-80 years young respectively. Happy birthday!

Respectfully submitted,

*Rob Zucca*

Rob Zucca, 2025 TCMG Secretary

## TCMG Group Emails

We had someone say that he was not receiving our TCMG group emails where we announce club news and so forth. Turns out he never requested to be included on it. If you don't get our TCMG emails with club announcements and would like to be added on, please let David know or just go to: [tcmg.groups.io/g/main](http://tcmg.groups.io/g/main)

Click on the "Join This Group" and register. David will be notified and accept your request to join (assuming you are a current TCMG member). Only TCMG members are accepted in.

But maybe you get too many other emails already and you don't want more. You can specify you don't want individual emails, and you have the option to sign in and periodically see our archives to see what is happening. Or you can request only



TC Motoring Guild [main@TCMG.groups.io](mailto:main@TCMG.groups.io)

For sharing information related to the TC Motoring Guild club based out of Los Angeles, California. The TCMG is devoted to perpetuating the use of the MG TC sports car. The messages on this list deal mostly with club tour and meeting notification and also club business.

Group Information


- <http://www.tcmotoringguild.org/>
- 101 Members
- 974 Topics , Last Post: 11:11am
- Started on 01/03/18

daily digests where you get one a day that includes all of what was sent out that day. However we may go days on end without messages, so it is not like you are getting bombarded everyday anyway. Make it work for you. And if you do join, and wish to drop out of the emails, you have that option at any time with just a click.





## Classic British & Jaguar Parts



**Shop Online at [MossMotors.com](http://MossMotors.com)**

# Club Regalia

<b>TCMG Car Badge</b> .....	\$25 (\$30 if mailed) members only
<b>TCMG Cloth Patch</b> .....	\$8 (\$9.50 if mailed) members only
<b>TCMG Lapel Pin</b> .....	\$3 (\$5 if mailed)
<b>TCMG Lapel Vintage Pin</b> .....	\$3 (\$5 if mailed)
<b>MG TC Pin &amp; MG Car Club Pin</b> .....	(inquire)
<b>MG TC Color Specs</b> .....	\$2 members, \$3 non-members, Postage \$2
<b>TCMG Photo Puzzles</b> ....	\$15 plus postage (contact Linda for postage cost, design and availability)
<b>Vintage TCMG T-shirts</b> .....	\$15 for short sleeve, \$18 for long + postage
<b>Modern TCMG T-shirts</b> .....	\$22 for short sleeve, \$20 for long + postage
<b>TCMG Hoodies</b> .....	\$30 + postage
<b>TCMG Spark Plug Holder</b> .....	\$40 + postage

## TCMG embroidered Ball Caps \$20.00 each, plus postage

Just the thing for those sunny Summer days or cool Autumn nights. Caps are available in two styles – Flex Fit with modern style TCMG logo, and Traditional with Vintage TCMG logo.



### Modern Cap Features:

- Six panel structured design
- Flex Fit cap with spandex rim band for a comfortable fit
- Modern style TCMG logo on front with our web address on rear
- Available in Charcoal Grey with white logo, sizes SM/M or L/XL

### Vintage Cap Features:

- Unstructured vintage-style cap folds easily to store in your back pocket
- Vintage 1950's TCMG logo on front and "Est. 1954" on rear
- Available in tan with green brim or solid black. (gold color on logos varies slightly between hat colors for best visibility)
- Adjustable strap with metal buckle

Specify style and color (where applicable) when ordering. Alternate colors may be available upon request. Inquire for details.

## REGALIA CHAIR

Linda Simmons

(see page 2 on how to contact)

Prices beyond our control subject to change  
International postage is extra

For more details

[tcmotoringguild.org/regalia/](http://tcmotoringguild.org/regalia/) 16